

SEEDDESIGN

喜的灯饰



2022

The creation of lights driven by primitive emotions and keen mechanics. In the pursuit of full integration between minimalist design with maximum functionality.



日吾二字意表「日日与吾相会」。WÚ 悉心入微地携光看顾，与你共觅最契合的生活维度。多元功能简练收纳为一字线条，不论横轴推展灯体、纵向旋动改变光向，或直觉触控调整亮度，「日吾」既可沉静下陪伴佐阅读需求，亦能投以壁面洗墙，泼洒匀光柔软夜晚姿态。在拉拢与收靠之间，总能不偏不倚找到适切位置，透出一缕光亮捕捉每一刻相会的时光。

WÚ stands for "daily greeting" in oriental meaning, the considerate design takes care of your daily life.

When light is off and folded back to the rectangle steel niche, it is a good company staying aside quietly with you; When light is needed simply pull it out and handily adjust the light direction catering for multiple purposes, whether it's me-time reading or mood-regulating wall washer, WÚ is always ready to meet you, how good to have a timely WÚ!


By Li, Hui Lun 李慧伦



oatmeal + matt white

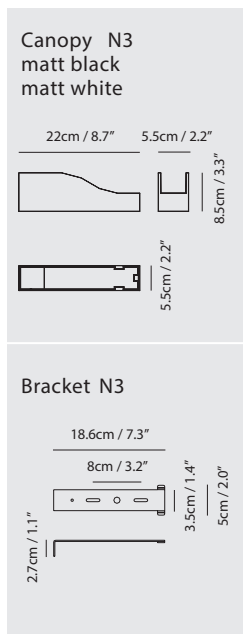
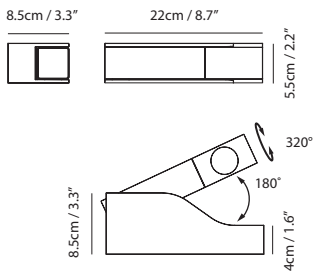


sand gold + matt black



matt pearl cocoa + matt black

Measurement : centimeter / inches



WÚ Wall




Model
SLD-3980WPE

Material
aluminum, steel

Light Source
LED 1 x 4.5W 2700K CRI95 289lm

Feature
Push dimmer switch

Weight
1.1kg/2.7lb

- Color**
-  oatmeal + matt white
 -  sand gold + matt black
 -  matt pearl cocoa + matt black



舍去多余造型语意，LISA 徒借光的意象渲染空间表情。在视觉上大幅减轻灯体比重，以不张扬的光栅设计轻巧地消抹眩光，给予自然温暖的纯粹光形。流畅的十字水平转向，缓缓将光交揉于室，令人耽美于每一束流动变幻的光影之中。

Cutting out all superfluous details, the LISA perfectly depicts the flow of light, thru its highly functional, yet precisely sculptural form. Available in ceiling, wall, and floor lamp configurations, all LISA models offer a high quality CRI95 light output, without undesirable glare. The Wall and Ceiling version are fully dimmable via Triac dimming, while the Floor version is controlled thru a touchless integrated optic sensor. Each LISA lighting beam is adjustable up to 240 degrees for the ceiling and floor model, and up to 300 degrees for the wall version. Whether it is the all shiny black version, or the shiny black with chrome accents, the LISA will serve as an elegant addition to any environment.

By Wang, Sheng-Wen 王圣文



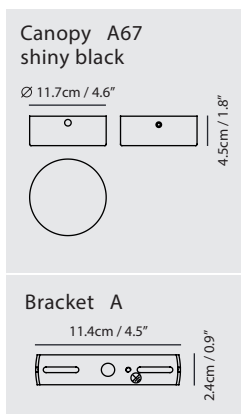
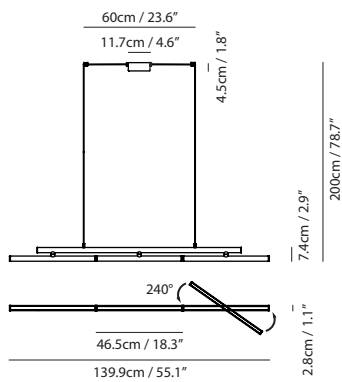


shiny black



chrome + shiny black

Measurement : centimeter / inches



LISA Pendant PL3

Model
SLD-465PL3

Material
steel, aluminum, PC diffuser

Light Source
LED 3 x 7W 2700K 706lm CRI98

Driver
Built-in dimmable driver
(triac dimming)

Weight
2.3kg / 5.1lb

Color
● shiny black
● chrome + shiny black



舍去多余造型语意·LISA 徒借光的意象渲染空间表情·在视觉上大幅减轻灯体比重·以不张扬的光栅设计轻巧地消抹眩光·给予自然舒缓的纯粹光形·流畅的十字水平转向·缓缓将光交揉于室·令人耽美于每一束流动变幻的光影之中。

Cutting out all superfluous details, the LISA perfectly depicts the flow of light, thru its highly functional, yet precisely sculptural form. Available in ceiling, wall, and floor lamp configurations, all LISA models offer a high quality CRI95 light output, without undesirable glare. The Wall and Ceiling version are fully dimmable via Triac dimming, while the Floor version is controlled thru a touchless integrated optic sensor. Each LISA lighting beam is adjustable up to 240 degrees for the ceiling and floor model, and up to 300 degrees for the wall version. Whether it is the all shiny black version, or the shiny black with chrome accents, the LISA will serve as an elegant addition to any environment.

By Wang, Sheng-Wen 王圣文



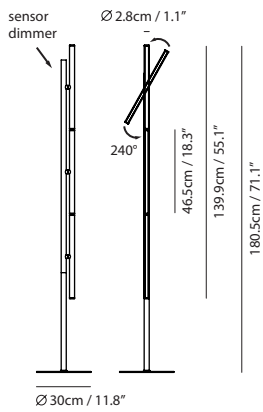


shiny black



chrome + shiny black

Measurement : centimeter / inches



LISA Floor

Model
SLD-465F3E

Material
steel, aluminum, PC diffuser

Light Source
LED 3 x 7W 2700K 706lm CRI98


Feature
optic sensor dimmer

Weight
5.4kg / 11.9lb

Cord
200cm / 78.7"

Color

- shiny black
- chrome + shiny black



现代各式建筑所及，其变化万千的光影迷走于几何线条与建物表面，于无声流动中演绎充满诗意的一瞬光景。一如 KONNECT 跳脱单一模式的思考方式，结合相对称的梯形柱体与灯光，在重组与建构之间翻转筑造，形塑风格鲜明的用光见地。

独有的 Seed-Jack 快拆设计装卸简易，严谨的作动结构使出光方向变换无碍，可收合或开展变形，以俐落的优雅直线和独具张力的立体样貌，赋予空间两种截然不同的视觉体验。

Influenced by modernist architecture, KONNECT displays light in multiple ways between functional illumination and customizable art decor - arrangements of panel-based LEDs that set the mood you want to create a distinctive lighting style.

Exclusive Seed-Jack joint is designed to connect into wireless arrangements capable of glowing from up or down by quick-release operation, which brings the space ever-changing perspectives evoking every poetic moment.

By Chang, Huan Rou 张幻柔

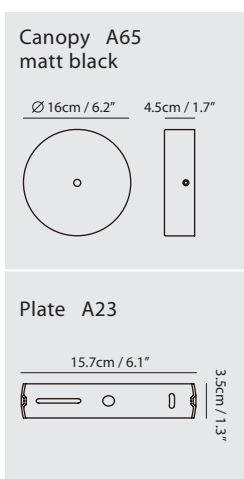
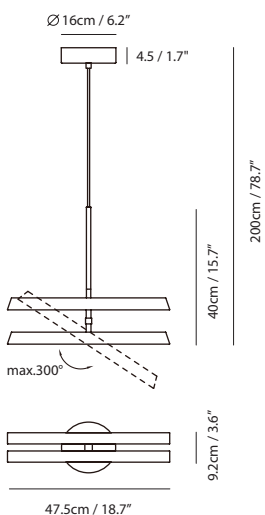


sand gold



matt black

Measurement : centimeter / inches



Konnect Pendant PV4



Model
SLD-3983PV4

Material
steel, PC

Light Source
LED 4 x 5.5W 3000K CRI98 949lm

Dimming
0-10V

Weight
1.8kg / 3.9lb

- Color**
-  sand gold + matt black canopy
 -  matt black + matt black canopy



独家 Seed-Jack 快装结构使下方灯罩能够迅速拆卸、转换方向，同时点亮上下空间并降低对比眩光，满足每一个角落的用光需求。

*Quick-Release Jack allow the light direction to be oriented upwards or downwards at time of installation. Release the bottom half of the pendant to change light orientation.



现代各式建筑所及，其变化万千的光影迷走于几何线条与建物表面，于无声流动中演绎充满诗意的一瞬光景。一如 KONNECT 跳脱单一模式的思考方式，结合相对称的梯形柱体与灯光，在重组与建构之间翻转筑造，形塑风格鲜明的用光见地。

Influenced by modernist architecture, the Konnect is beautifully crafted in quality materials. Offering both functional and versatile illumination configurations, the Konnect delivers various adjustable angles to each of the linear lighting elements, while utilizing high quality integrated LED design that offers Color Rendering (CRI 98).

By Chang, Huan Rou 张幻柔

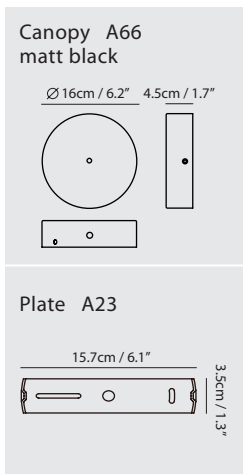
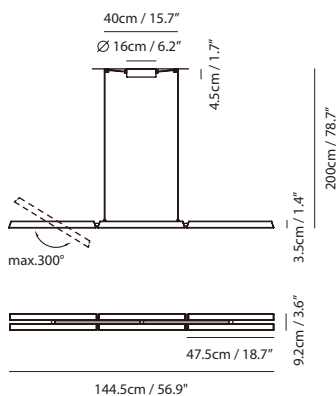


sand gold



matt black

Measurement : centimeter / inches



Konnect Pendant PL6



Model
SLD-3983PL6

Material
steel, PC

Light Source
LED 6 x 5.5W 3000K CRI98 1529lm

Dimming
0-10V

Weight
2.5kg / 5.5lb

- Color**
-  sand gold + matt black canopy
 -  matt black + matt black canopy



Pensée 单纯质朴的模样，在生活百态中表露一丝丝亲切与熟悉。设计师以弦月状的手工口吹玻璃结合盛光的金属器皿，悉心配置玻璃露出面积、裁量灯罩 R 角线条的比例，让轻喃般的温润暖光自然爬梳每个空间角落，向人们诉说着关于日常的悄悄耳语。

Pensée, a refined and contemporary take on a timeless silhouette. With its classic profile and compact design, the new Pensée offers the best luminaire experience to date. It emits a calming glow through hand-crafted opal glass, now combined with a delicate metal shade to form a new pendant look that creates a real mood for everyday life.

By Li, Hui Lun 李慧伦



olive green + sand gold

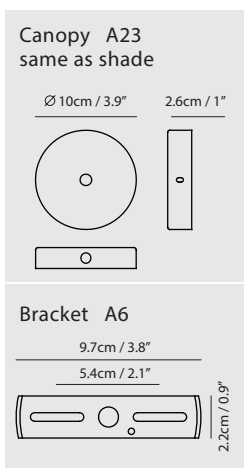
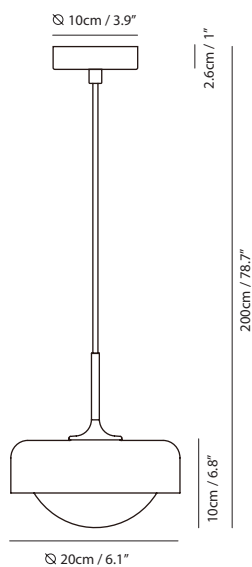


pearl cocoa + sand gold



matt white + sand gold

Measurement : centimeter / inches






Pensee LED Pendant

Model
SG-7992P

Material
mouth-blown glass, steel

Light Source
G9 1 x 5W LED 2700K CRI 90

Weight
1.2kg / 2lb

- Color**
-  olive green + sand gold
 -  pearl cocoa + sand gold
 -  matt white + sand gold



来自爱丽丝梦游仙境里的经典嘟嘟鸟，自推出以来亲切俏皮的大头形象深植人心。2021 末摇身一变，落落大方地以大幅跨距、实用功能见长的大型弓灯，重现极简美学。DODO MEGA 不仅保留可调整灯罩功能，能轻松仰头 45 度角满足微光需求，抑或俯视低探聚焦重点；更可开阖长臂，上下调整高度拉近或拉远，一如在空间剧场里发着光的灵活调度者，多了个性但贴心如常，衷心为您照亮每个黑暗。

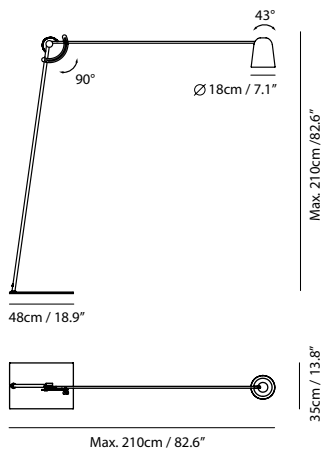
DODO, the bird from the fairy tale Alice in Wonderland, appears this time as a big bird, still in the whimsical and iconic big head yet with a huge body with a large span. While implementing the spirit of minimalist aesthetics, the DODO light can light up anyone's courage and adventurous mind. In addition, its adjustable shade and long arm provide ample covering and tilt at whatever angle your heart desires.

By Chen, Chao Cheng 陈昭成



matt black + chrome

Measurement : centimeter / inches



Dodo Mega Floor

Model
SQ-218FL

Material
steel

Light Source
E27 1 x 15W LED 2700/3000K

Weight
16.4kg / 36.2lb

Color
● matt black + chrome



最新推出桌 / 立灯款，维持 OLO 一贯的简约线条，以其纯粹的设计语汇呈现最自然优雅的姿态，高演色的舒适光照搭配可翻转灯罩，不论桌边伴读或是起居休憩，都能给予适度的光氛与陪伴。

网络世代的蓬勃发展，演化出当代特有的符号文化，我们所习惯的单字，不仅存在着传统字典中明订的意涵，更衍生彰显自由想像力的独到定义；OLO 揉合文字和新世代符号概念，在光的领域注入一股文化新浪潮。字面三个英文字母，象征图像中的双眼与鼻子，少了底部嘴型，任观者恣意解释所欲传达的表情。设计师将这份意念延伸至灯具，运用简单的几何构件，联手塑造一个迷样而镂空留白境地。

The latest OLO appears in the form of table and floor lamps, with the ever-present simplicity and elegance of the silhouette, showing the purity of function and intention.

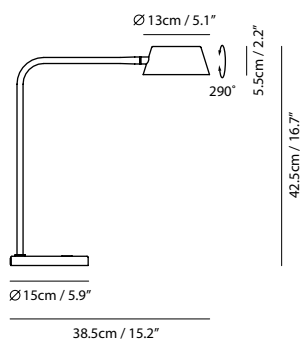
Originated from a circle or a line, OLO Uses the basic elements to create the picture of light. Designer White challenges our every imagination by series that are designed to be limitless in possibilities. Rotatable lamp shade embedded in cutting-edge design of hollow circles with glare-free LED lighting, the CRI 90 softened light can impressively create practical as well as ambience. Occasionally light distribution is allowed due to the rotatable structure of each shade. Upside or downward, let your imagination run wild and allow the fun to begin.

By Li, Hui Lun 李慧倫



matt black

Measurement : centimeter / inches



OLO Table

Model
SLD-130DLTE

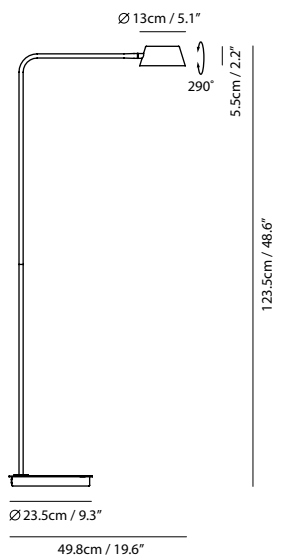
Material
steel, PP

Light Source
LED x 6.5W 3000K CRI>90 415lm

Feature
Touch dimmer

Weight
2.2kg / 4.9lb

Color
● matt black



OLO Floor

Model
SLD-130FL

Material
steel, PP

Light Source
LED x 6.5W 3000K CRI>90 415lm

Feature
Foot switch

Weight
2.8kg / 6.2lb

Color
● matt black



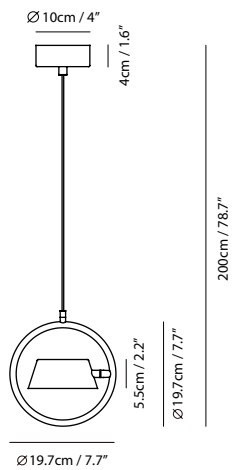
OLO 光氛符号添加新元素「直径符号 Φ 」，直观地以符号外形表露其纵向仰俯、横向摆首的翻转特色，展现面面俱到的全方位光向。细致出色的环状与 U 型框，一如美丽天体的土星环，温柔圈围着漂浮回旋的发光主体，且听 OLO Φ 为人们轻柔吟唱属于光的咏叹调。

OLO Φ infused the diameter symbol Φ into basic elements of circle and line. The wall/ceiling lamp impressively covers every object in need with an omnidirectional light rotation, which can be tilted vertically as well as horizontally. With the finely welded frame of round and U-bend, it looks like Saturn ring embraces the floating and flipping lamps in its arms that served us sufficient warm light as a soft aria. To rotatable structure of each shade. Upside or downward, let your imagination run loose and allow the fun to begin.

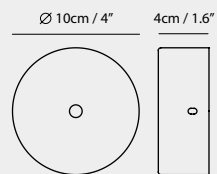
By Li, Hui Lun 李慧伦



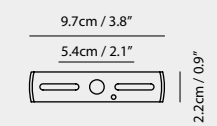
sand gold + matt black



Canopy A24
same as shade color



Bracket A6




OLO Ø Pendant P1

Model
SLD-130P

Material
steel, PP

Light Source
LED x 6.5W 3000K CRI90 415lm

Weight
0.8kg / 1.8lb

Color
 sand gold + matt black



白露细致而空灵，捎自缓缓凝结呈露的舒爽水气，而沾染了些许潮湿气息的清晨，弥漫成轻摇曳荡的沁薄迷雾，似是泅泳在氤氲与轻透之间。新一代 MIST 延续砂雾唯美的外型并整合全新光学设计，「手工玻璃」与「渐层内喷砂工艺」的细腻交融，模糊了清澈与朦胧之间的界线，当光被细致喷砂筛下、磨去锐利的棱角，时间仿佛慢了下来，柔暖光氛于焉漫溢释放。

桌 / 立灯以冉冉飘升的意象、倒置漫射的出光手法，导引光向晕染出迷人光影。一体成形的 DJ 调光底盘不留一丝多余线条，轻轻滑动即可缓缓渐亮，让灯光明暗变得有趣且耐人玩味。

The facelift model MIST LED features redesigned light source (CRI>95, R9>80) and revised styling inspired by the ethereal beauty of morning dew. Inherited by its signature design from the misty raindrop shade, the internal sandblasting treatment gradually blurs the translucent mouth-blown glass that distributes the brightness in a mysterious hazy form.

Table and floor lamps can be dimmed by "DJ dimmer", one of SEED's patents, which merges step-less dimming control into the base in a mechanical touch.

By Chen, Chao Cheng 陳昭成

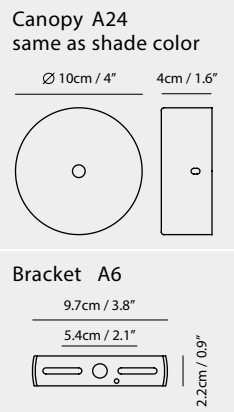
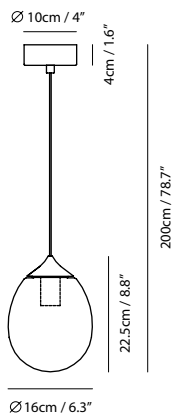


pearl cocoa



sand gold

Measurement : centimeter / inches



Mist LED Pendant S

Model
SLD-8995P

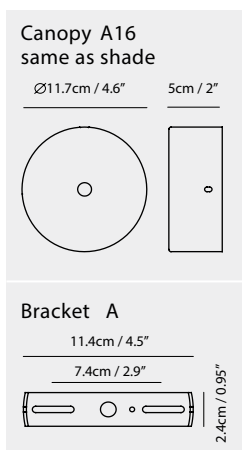
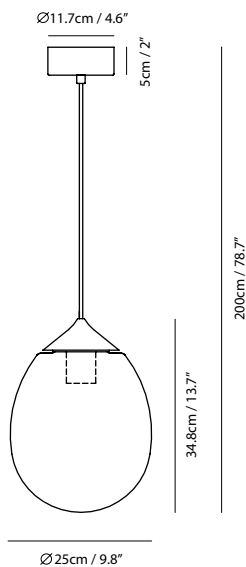
Material
mouth-blown glass, steel

Light Source
LED 5W 2700K CRI95 510lm

Feature
mouth-blown sand-blasted glass

Weight
1.1kg / 2.4lb

Color
 pearl cocoa
 sand gold



Mist LED Pendant L

Model
SLD-8996P

Material
mouth-blown glass, steel

Light Source
LED 9W 2700K CRI95 918lm

Feature
mouth-blown sand-blasted glass

Weight
2.6kg / 5.7lb

Color
 pearl cocoa
 sand gold



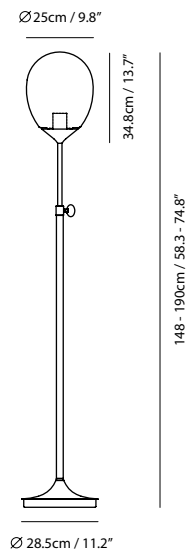


pearl cocoa



sand gold

Measurement : centimeter / inches



Mist LED Floor

Model
SLD-8996TJ

Material
mouth-blown glass, steel

Light Source
LED 9W 2700K CRI95 918lm

Feature
mouth-blown sand-blasted glass
DJ dimmer + foot switch

Weight
11.2kg / 24.7lb

Color

- pearl cocoa
- sand gold



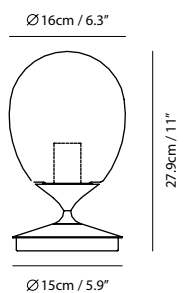


pearl cocoa



sand gold

Measurement : centimeter / inches



Mist LED Table S

Model
SLD-8995DJS

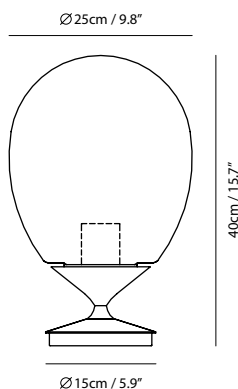
Material
mouth-blown glass, steel

Light Source
LED 5W 2700K CRI95 510lm

Feature
mouth-blown sand-blasted glass
DJ dimmer

Weight
2kg / 4.4lb

- Color**
- pearl cocoa
 - sand gold



Mist LED Table L

Model
SLD-8996DJS

Material
mouth-blown glass, steel

Light Source
LED 9W 2700K CRI95 918lm

Feature
mouth-blown sand-blasted glass
DJ dimmer

Weight
3.3kg / 7.3lb

- Color**
- pearl cocoa
 - sand gold



以空气缓缓吹膨...渐渐鼓胀的泡泡满载着好奇与盼望，披上迷人的幻梦亮泽，化作一波波的纯真想像。细致的渐层真空电镀，完美包覆玻璃表面，展现充满张力的有机线条，为静态空间注入流动性；日夜景致各具独特色彩，点灯时的氤氲光氛或熄灯后的金属色泽，为空间加添双重的烂漫光景。

PAOPAO means bubbles in Mandarin, the designer intends to induce people's bright childhood like kids big dream flying high with jewelries' gorgeous luster and organic shape. Embedded with CRI 95 LED, the high-quality light reflecting through the layered translucent color on the glass top, which sets off the finesse of the glass shade and gives that fantastic glow inside in a specific way.

By Li, Hui Lun 李慧伦

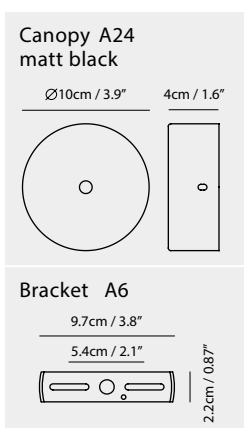
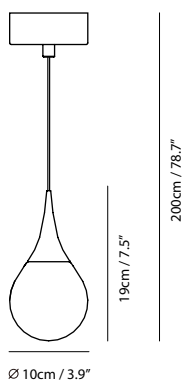


copper



chrome

Measurement : centimeter / inches



PAOPAO Pendant P1

Model
SLD-1013P

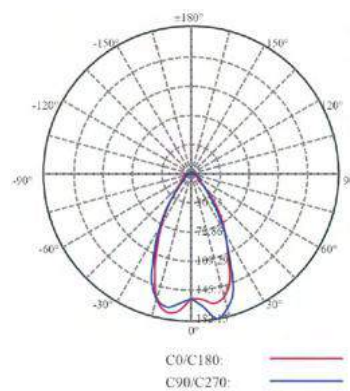
Material
mouth-blown glass, aluminum

Light Source
LED 1 x 5W 2700K CRI 95 200lm

Driver
built-in dimmable driver

Weight
0.5kg / 1.1lb

Color
● copper
● chrome





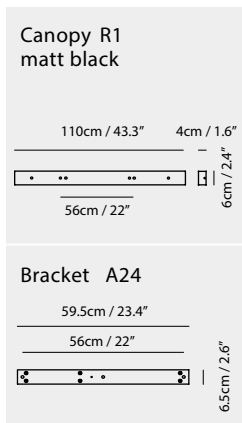
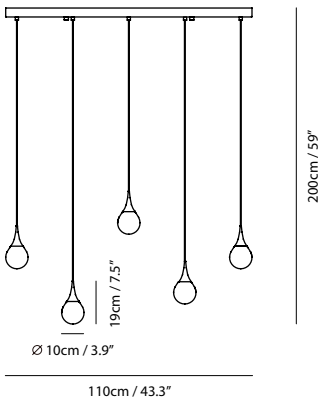


copper



chrome

Measurement : centimeter / inches



PAOPAO Pendant PL5

Model
SLD-1013PL5

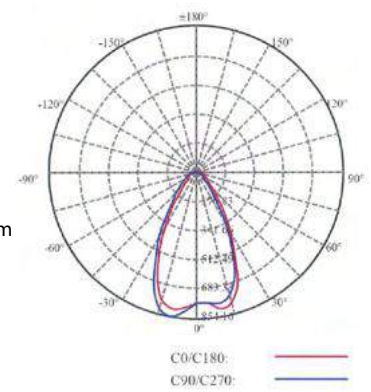
Material
mouth-blown glass, aluminum

Light Source
LED 5 x 5W 2700K CRI 95 1010lm

Driver
built-in dimmable driver

Weight
3.6kg / 7.9lb

Color
● copper
● chrome





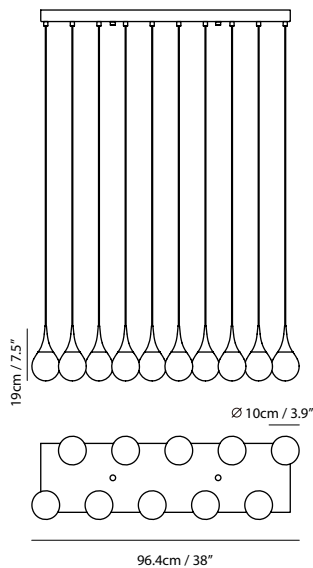


copper

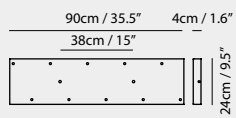


chrome

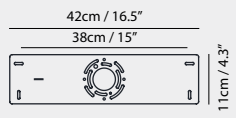
Measurement : centimeter / inches



Canopy C19



Bracket A38



PAOPAO Pendant PZ10

Model
SLD-1013PZ10

Material
mouth-blown glass, aluminum

Light Source
LED 10 x 5W 2700K CRI 95 2000lm

Driver
built-in dimmable driver

Weight
8.4kg / 18.6lb

Fixture Color

- copper
- chrome

Canopy Color

- matt black
- matt white



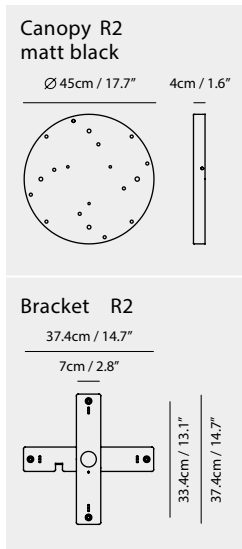
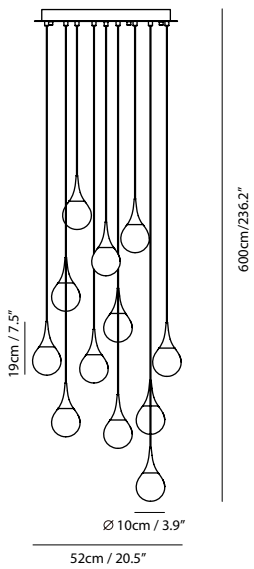


copper



chrome

Measurement : centimeter / inches



PAOPAO Pendant P12

Model
SLD-1013P12

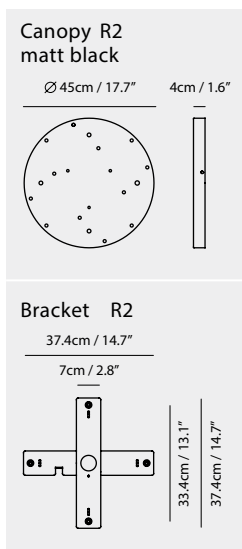
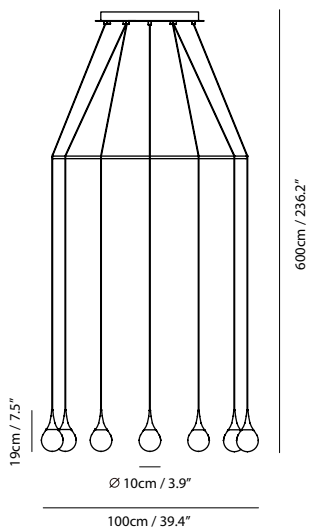
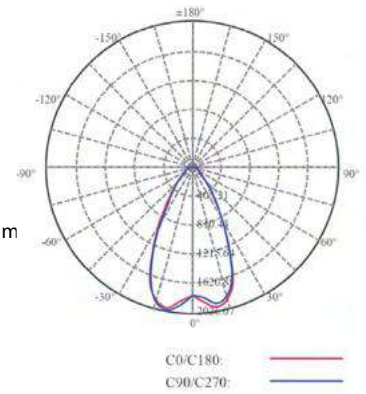
Material
mouth-blown glass, aluminum

Light Source
LED 12 x 5W 2700K CRI 95 2250lm

Driver
built-in dimmable driver

Weight
10.4kg / 23lb

Color
● copper
● chrome



PAOPAO Pendant PC12

Model
SLD-1013PC12

Material
mouth-blown glass, aluminum

Light Source
LED 12 x 5W 2700K CRI 95 2250lm

Feature
ring height adjustable

Driver
built-in dimmable driver

Weight
11.3kg / 24.9lb

Color
● copper
● chrome



以空气缓缓吹膨...渐渐鼓胀的泡泡满载着好奇与盼望，披上迷人的幻梦亮泽，化作一波波的纯真想像。细致的渐层真空电镀，完美包覆玻璃表面，展现充满张力的有机线条，为静态空间注入流动性；日夜景致各具独特色彩，点灯时的氤氲光氛或熄灯后的金属色泽，为空间加添双重的烂漫光景。

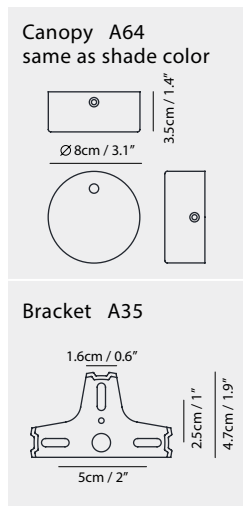
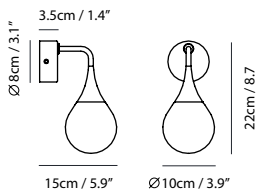
PAOPAO means bubbles in Mandarin, the designer intends to induce people's bright childhood like kids big dream flying high with jewelries' gorgeous luster and organic shape. Embedded with CRI 95 LED, the high-quality light reflecting through the layered translucent color on the glass top, which sets off the finesse of the glass shade and gives that fantastic glow inside in a specific way.

By Li, Hui Lun 李慧倫



chrome

Measurement : centimeter / inches



Paopao Wall

Model
SLD-1013W

Material
mouth-blown glass, aluminum

Light Source
LED 1 x 5W 2700K CRI95 510lm

Weight
4kg / 8.8lb

Color
chrome



晨间的日光，洒下初醒气息，窗外大把光线蔓延室内，轻声唤起睡意朦胧的人们。浓郁的咖啡香，迴绕在摩卡壶边滋滋作响，亲手烹製的朝食，喂养渴求新鲜的灵魂，拣本杂志翻了翻，一页页文字拉缓时间的步伐，用简单的节奏，勾勒心中想望的舒愜光景。象征「太阳」的 APOLLO 阿波罗系列，大片 LED 光源绽放朝阳般的和煦，营造安閒的生活空间。其中，立灯具备渐进调光功能，无论是明亮晨光、午后斜阳、或是优雅月光，尽收于一室日常。

The simple yet eye-catching APOLLO aims to make a big impression in space. The huge shade embraces and sheds the light at the same time, while the LED module is integrated behind the metal cap, preventing the light from being visible and causing glare. This collection comes available in pendant and floor lamp variations. The floor lamp is married with wooden tripods along with a touch-dimmer device, allowing users to enjoy flexible modes similar to the idiosyncrasies found in natural light.

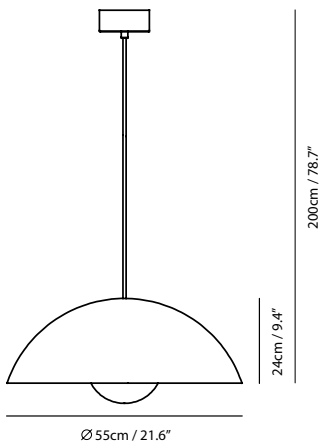
By Chen, Chao Cheng 陈昭成





matt black + copper

Measurement : centimeter / inches



Canopy A16
matt black

11.7cm / 4.6"


5cm / 2"



Bracket A

11.4cm / 4.5"

7.4cm / 2.9"



2.4cm / 0.95"

Apollo Pendant PL


Model
SLD-3655MP

Material
aluminum

Light Source
LED 17W 2700K CRI 90 1210lm

Driver
built-in dimmable driver

Weight
4.3kg / 9.5lb

Color
 matt black + copper



晨間的日光，灑下初醒氣息，窗外大把光線蔓延室內，輕聲喚起睡意朦朧的人們。濃郁的咖啡香，迴繞在摩卡壺滋滋作響，親手烹製的朝食，餵養渴求新鮮的靈魂，揀本雜誌翻了翻，一頁頁文字拉緩時間的步伐，用簡單的節奏，勾勒心中想望的舒愜光景。象徵「太陽」的 APOLLO 阿波羅系列，大片 LED 光源綻放朝陽般的和煦，營造安閒的生活空間。其中，立燈具備漸進調光功能，無論是明亮晨光、午後斜陽、或是優雅月光，盡收於一室日常。

The simple yet eye-catching APOLLO aims to make a big impression in space. The huge shade embraces and sheds the light at the same time, while the LED module is integrated behind the metal cap, preventing the light from being visible and causing glare. This collection comes available in pendant and floor lamp variations. The floor lamp is married with wooden tripods along with a touch-dimmer device, allowing users to enjoy flexible modes similar to the idiosyncrasies found in natural light.

By Chen, Chao Cheng 陳昭成





matt black + copper cap + oak

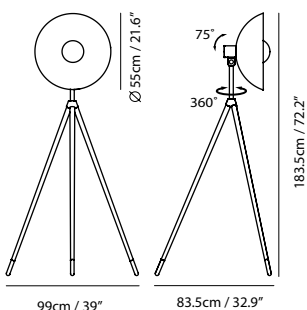


matt black + copper cap + oak (black painted)



matt black + copper cap

Measurement : centimeter / inches



Apollo Mega Floor

Model
SLD-3655MFTE



Material
aluminum, oak

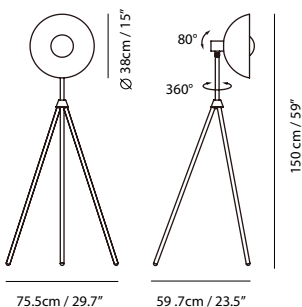
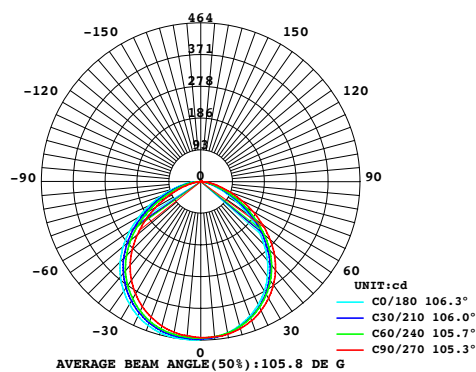
Light Source
LED 17W 2700K CRI 90 1210lm

Feature
oak tripod, touch dimmer

Weight
8.8kg / 19.4lb

Color

-  matt black + copper cap + oak
-  matt black + copper cap + oak (black painted)



Apollo Floor

Model
SLD-3638MFTE


Material
aluminum, steel

Light Source
LED 13W 2700K CRI 90 804lm

Feature
shade rotatable, touch dimmer

Weight
6kg / 13.2lb

Color

-  matt black + copper cap



射手座是夏日夜空中最醒目的星座之一，人头马身，是充满智慧与优雅的弓箭手。以纹理流畅的榉木作为坚固弓臂，柔和了弓箭的肃杀之气，弓弦则能调整圆弧曲线的角度，配合您的姿态，让一体成形的射手座成为您可依靠的守护者。

ARCHER is one of the brightest constellations in a summer night. The solid bow arm is constructed with beech. The bowstring is conveniently created for easy adjustment in the lamp's arm. The ARCHER is available in two floor sizes. Its base is solidly constructed with metal. With ingenuity and technique, the wires are concealed within the wooden body.

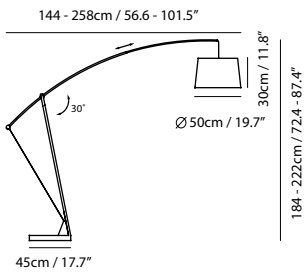
By Chen, Chao Cheng 陈昭成





matt black + beech

Measurement : centimeter / inches



Archer Mega Floor

Model
SQ-603FLR

Material
steel, fabric, beech

Light Source
E27 3 x 8W LED 2700K

Feature
Beech wood

Weight
33.5kg / 73.9lb

Color
● matt black + beech



煮杯咖啡·悠閒地享受音乐·繁忙人生中的琐碎·需要偶尔停下来·静静整理。在 Carry Mini 沉稳的雾面烤漆外表下·有着贴心的设想·除了供人随意放置各式小物的木质圆盘·连结平板电脑与智慧型手机的 USB 插槽·我们将灯体体积缩小·以扩大居家空间 - 你·就是生活中最值得自己好好对待的人。

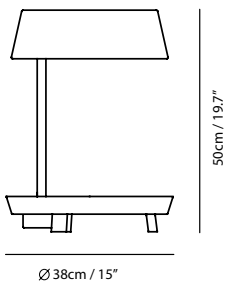
CARRY marries utility with design. Not only is the CARRY chic enough to spruce up any space, it also serves as a great light source, strategically designed with a plate to hold daily essentials such as keys and coins. The CARRY helps you achieve meticulous order in a fast paced society, absolutely a must-have for any modern lifestyle. To cope with limited living space nowadays, Carry desk is redesigned to a smaller size, with functions remained. It comes with two available colors, matt black and matt white.

By Li, Hui Lun 李慧伦



matt white + beach tray

Measurement : centimeter / inches



Carry Table


Model
SQ-6350MDU

Material
steel, beech

Light Source
E27 2 x 8W LED 2700K

Feature
Wood tray with USB charger

Weight
4.9kg /10.8lb

Color
 matt white + beach tray



CARRY 的灵感，来自繁忙的生活中想带给您一丝贴心。除了以节能光源点亮并点缀空间外，更多了实用便利性：木质圆盘能随意放置暂时不知该放哪裡的各式小物。灯体附上之 USB 插槽，智慧型手机或平板电脑安心地放置并充电，或者，插上 USB 喇叭，煮杯咖啡，悠閒地享受音乐。在 CARRY 沉稳的雾面烤漆外表下，静静整理繁忙人生中的琐碎。

CARRY marries utility with design. Not only is the CARRY chic enough to spruce up any space, it also serves as a great light source, it is strategically designed with a plate to hold daily essentials such as keys and coins. The CARRY helps you achieve meticulous order in a fast paced society, a must-have for any modern lifestyle. The lamp comes equipped with a USB adapter, specially designed for our technology enriched way of life. It offers desk and floor lamp, with two colors available, matt black and matt white.

By Li, Hui Lun 李慧伦

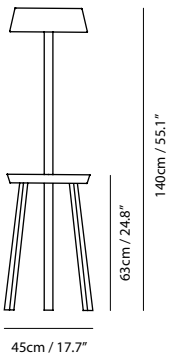


matt black + red tray



matt white + beach tray

Measurement : centimeter / inches



Carry Floor

Model
SQ-6350MFU



Material
steel, beech

Light Source
E27 2 x 8W LED 2700K

Feature
Wood tray with USB charger

Weight
6.8kg /15lb

Color

-  matt black + red tray
-  matt white + beach tray



耗时两年研发，终于在 2008 年成功推出国际上第一件水泥灯饰 CASTLE。保留了水泥的原始纹理，同时呈现细腻触感，并在中大型尺寸的材料中添加特殊材质，确保水泥的密合度及安全性。CASTLE 不仅颠覆灯具材料的印象，亦赋予原本朴实平凡的水泥崭新的生命力。有多款造型吊灯，及户外壁灯可供选择。

CASTLE desires to challenge your every perception of texture and lighting. As a material, concrete is exceptionally energy efficient compared to that of metal or glass. By using concrete as main material of the lampshade, the CASTLE has responsibly kept in tune with concepts of green living.

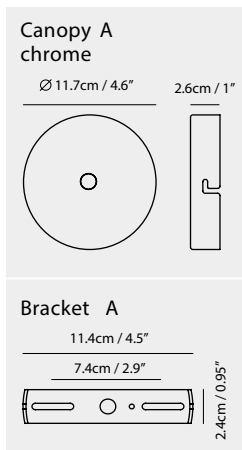
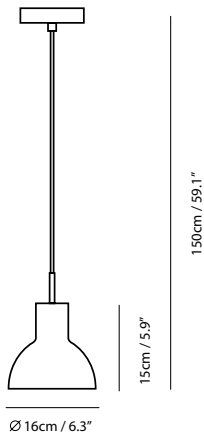
It comes with multiple choices in pendants, and wall lamps for outdoor usage (IP65).

By Chen, Chao Cheng 陈昭成



concrete

Measurement : centimeter / inches



Castle Bell Pendant PXS

Model
SQ-3163CP

Material
concrete, aluminum

Light Source
E14 1 x 4W LED 3000K

Weight
1.1kg / 2.4lb

Color
● concrete



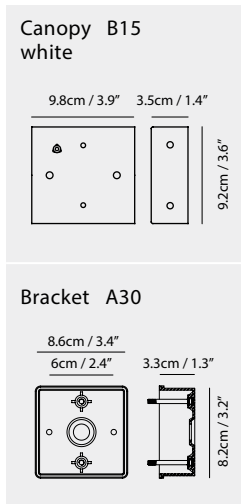
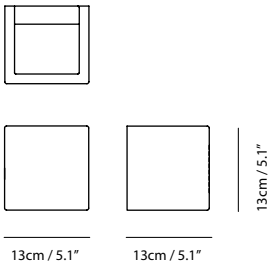


concrete



concrete

Measurement : centimeter / inches



Castle Wall S

Model
SLD-7033CWO

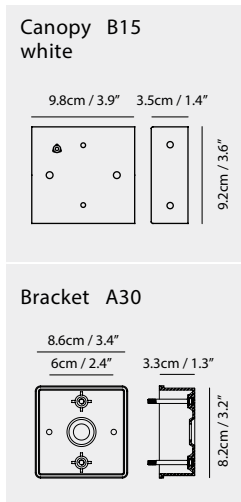
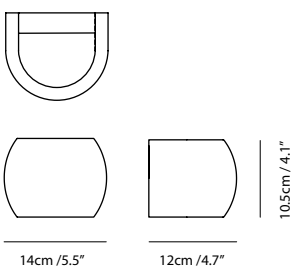
Material
concrete, steel

Light Source
LED 5W 3000K CRI 90 128lm

Feature
Outdoor IP44

Weight
1.7kg / 3.7lb

Color
● concrete



Castle Wall R

Model
SLD-7034CWO

Material
concrete, steel

Light Source
LED 5W 3000K CRI 90 128lm

Feature
Outdoor IP44

Weight
1.3kg / 2.9lb

Color
● concrete



带有女性意象的 CASTLE_Mermaid · 为一连串洗鍊质朴的水泥系列 · 注入全新火花。利用异材质结合手法 · Mermaid 将中间金属腰封串接上下灯罩 · 为无彩度的表面带来亮点；总共 12 摺的裙摆 · 更隐喻现代女性涉猎多方、拥有不同面向的独立态度。（由内在的朴实穿透出刚柔并济的独家韵味 · CASTLE_Mermaid 无疑是室内亮眼而宁静自在的最佳配饰！）

Inspired by evening gowns of the same name, the Mermaid pendants silhouette has captured the flowing movement of fabric in solid concrete. The Mermaid remains strong with an accent of metal defining the shade, while lending a softer and more feminine shape to the Castle series.

By Li, Hui Lun 李慧伦

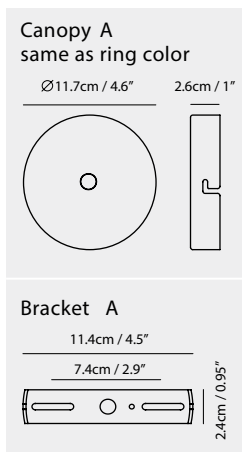
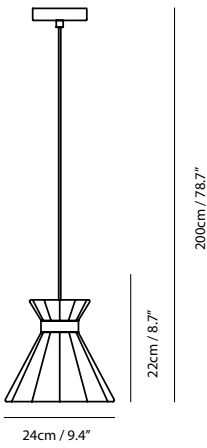


concrete + sand gold ring



concrete + satin ring

Measurement : centimeter / inches





Mermaid Pendant PL

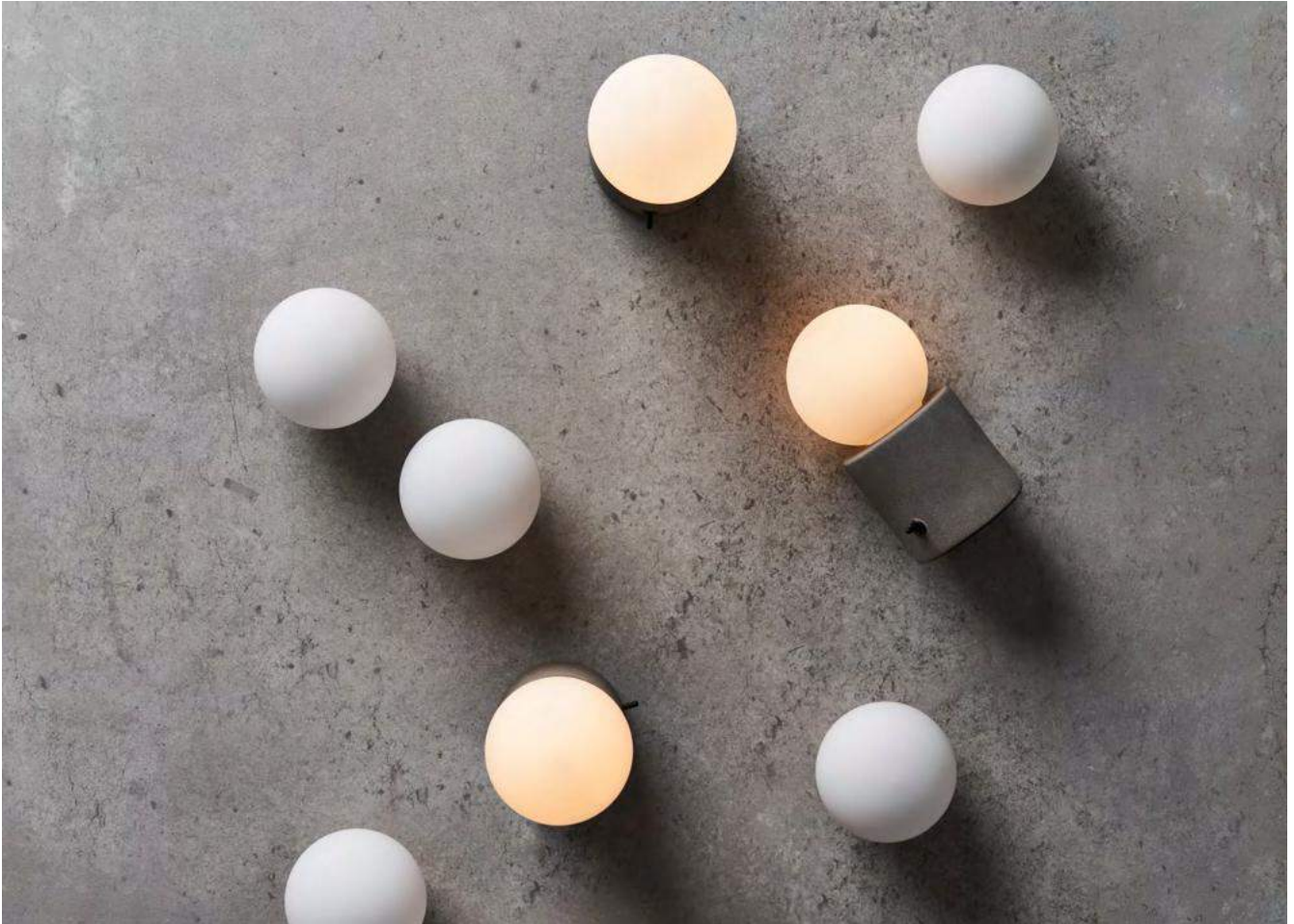
Model
SQ-7122CP

Material
concrete, aluminum

Light Source
E27 1 x 8W LED 2700K

Weight
3.2kg / 7.1lb

- Color**
-  concrete + sand gold ring
 -  concrete + satin ring



一闪而逝的灵感·旋着微弱的光芒·她的身影温柔沉静·是缪思女神的微笑·总出现在你不经意的平凡·会议中神游的笔尖·停滞阻塞的号誌灯前·又或者夜幕低垂益发活跃的天马行空·柔和的光芒·蕴藏着远大的梦想·缪思在无穷的夜裡为你点亮梦想的火花。

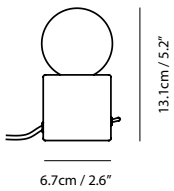
A term derived from Greek mythology, Muses were nine goddesses, that symbolized the greatest of arts and sciences. Today a Muse is defined as a person or object who is the source of inspiration for a creative artist. SEED Design has brought a spark of ingenuity and created our very own MUSE. The MUSE desk lamp serves as the light of your life. It can turn on by a simple flick of a switch. Crafted with a combination of opal glass and concrete, the lamp is stunning even in its simplest state.

By Chen, Chao Cheng 陈昭成



concrete

Measurement : centimeter / inches



Muse Table

Model
SLD-70DC

Material
concrete, mouth-blown glass

Light Source
G9 1 x 2W LED 2700K

Feature
Mouth-blown glass

Weight
0.5kg / 1.1lb

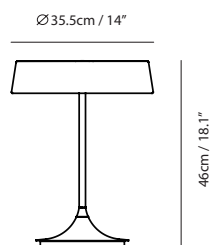
Color
● concrete





sand gold

Measurement : centimeter / inches



China Table

Model
SLD-6354MDJ

Material
steel

Light Source
LED 18W 2700K CRI 90 1125lm

Feature
DJ dimmer

Weight
4.4kg / 9.7lb

Color
● sand gold

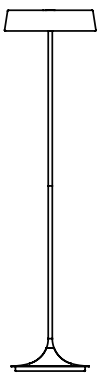




matt black

Measurement : centimeter / inches

Ø 35.5cm / 14"



140cm / 55.1"

China Floor

Model
SLD-6354MFE

Material
steel

Light Source
LED 18W 2700K CRI 90 1125lm

Feature
Foot dimmer

Weight
8.5kg / 18.7lb

Color
● matt black



光和影子总是形影不离·分享彼此的小秘密·这种如影随形的亲密·是「相伴」的小心机！透过具像的立影·即使没有点亮它·依然感受它陪在你身边。陪伴·是人与人之间最无价的礼物。

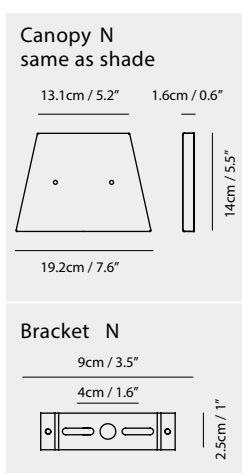
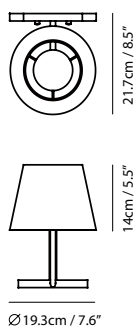
Cast a shadow on yourself. CONCOM creates a fascinating visual illusion in space, taking something 2D and morphing it into some 3D. The design concept is inspired by the ideology of companionship and harmonious families coming together. Allow CONCOM to be your backdrop, gently lighting up your surroundings in which people come together and interact with one another.

By Li, Hui Lun 李慧伦



matt black

Measurement : centimeter / inches



Concom Wall

Model
SQ-513MW

Material
steel

Light Source
E14 1 x 4W LED 3000K

Weight
1.4kg / 3.1lb

Color
● matt black



相传达摩面壁苦修佛法九年，因其屹立不倒，尊称为不倒翁。Damo 曲线间流露沉稳感，诚如达摩大师洒然挺立于山间，坚毅而不拔；可调式灯罩的设计，与不倒翁摇动仍立足于原地的概念，有着异曲同工之妙。Damo 不仅于居家环境中散发静谧光氛，更展现其沉稳而内敛的生命力。

A legendary wise man named Bodhidharma spent nine years in quest of uncovering the truth to Buddhism. He was so strong-minded that nothing could challenge his determination. In reverence to the legendary sage, we would like to demonstrate his dynamic spirit and unwavering attitude. We hereby unveil DAMO. The DAMO not only crafts a sense of serenity but instills utmost vitality through its brightness, clarifying your innermost thoughts when needed.

By Chen, Chao Cheng 陈昭成

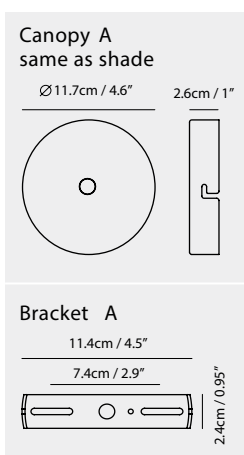
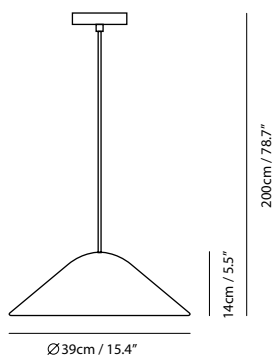


copper



matt black

Measurement : centimeter / inches



Damo Pendant

Model
SQ-339MP

Material
steel, glass

Light Source
E27 2 x 8W LED 2700K

Weight
2.8kg / 6.2lb

Color
● copper
● matt black



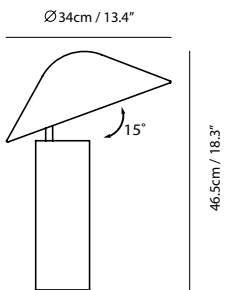


copper



matt black

Measurement : centimeter / inches

**Damo Table**


Model
SQ-339MDRS-1

Material
steel

Light Source
E27 1 x 8W LED 2700K

Weight
4.3kg / 9.5lb

Color
● copper
● matt black



旦的古字形象取自太阳从地平面升起的意象，是一日之始的拂晓、白昼与光亮。当日光崭露之时，如初的曙光以纯粹之姿洗礼大地，令人浸沐在晨曦万变的温转光流之中，着迷于生息不止的自然缛宴。

在极简干净的外型下藏有聪明的内涵，透过「双螺旋」机械原理调整「变焦透镜」，赋予光的多变能力：调整照射角度、范围与光强度，如阳光随时间推移，筛落不同角度的粗细光束。优异的变焦功能适应多元使用情境，旋上：光束角大、气氛柔和舒适；旋下：光束角小、聚焦的光捕捉视觉重点。

A metaphor of the sunrise, emitting the first light from the ocean's horizon, DAWN brings a new day and a new lighting experience. Beneath what appears to be seemingly simple, exists an optical zoom lens, allowing you to make your own luminaire statement.

Admire its ease of use, turn up to distribute marvelous illumination, or turn down to transform into a spotlight. Combine superior lighting performance with pure practicality to deliver multi-functional results.

By Chen, Chao Cheng 陈昭成

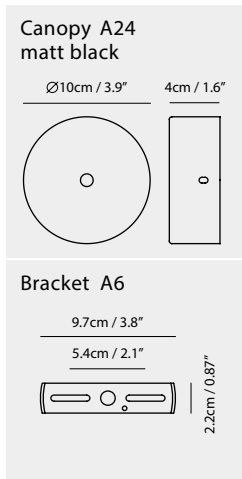
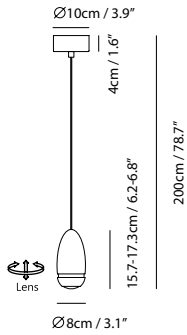


shiny copper



matt black + sand gold

Measurement : centimeter / inches



Dawn Pendant P1

Model
SLD-81P

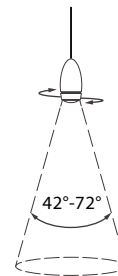
Material
aluminum, steel, acrylic

Light Source
LED 6.5W 3000K CRI 95 323lm
R9=88 Rg=100±1

Feature
Zoom optic between 42-72°

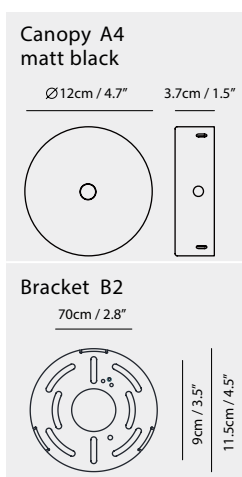
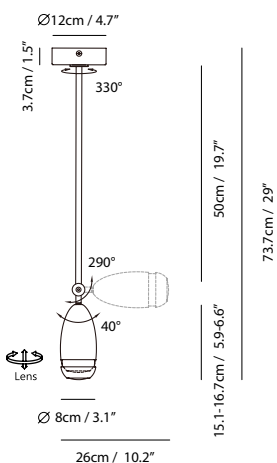
Weight
1.1kg / 2.4lb

Color
● shiny copper
● matt black + sand gold



调节透镜与 LED 距离
可改变光束角

Beam angle is adjustable
by rotating the lens shade



Dawn Pendant PR1

Model
SLD-81PR

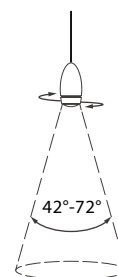
Material
aluminum, steel, acrylic

Light Source
LED 6.5W 3000K CRI 95 323lm
R9=88 Rg=100±1

Feature
Zoom optic between 42-72°

Weight
1.7kg / 3.8lb

Color
● matt black + sand gold



调节透镜与 LED 距离
可改变光束角

Beam angle is adjustable
by rotating the lens shade



旦的古字形象取自太阳从地平面升起的意象，是一日之始的拂晓、白昼与光亮。当日光崭露之时，如初的曙光以纯粹之姿洗礼大地，令人浸沐在晨曦万变的温转光流之中，着迷于生息不止的自然缛宴。

在极简干净的外型下藏有聪明的内涵，透过「双螺旋」机械原理调整「变焦透镜」，赋予光的多变能力：调整照射角度、范围与光强度，如阳光随时间推移，筛落不同角度的粗细光束。优异的变焦功能适应多元使用情境，旋上：光束角大、光氛柔和舒适；旋下：光束角小、聚焦的光捕捉视觉重点。

A metaphor of the sunrise, emitting the first light from the ocean's horizon, DAWN brings a new day and a new lighting experience. Beneath what appears to be seemingly simple, exists an optical zoom lens, allowing you to make your own luminaire statement.

Admire its ease of use, turn up to distribute marvelous illumination, or turn down to transform into a spotlight. Combine superior lighting performance with pure practicality to deliver multi-functional results.

By Chen, Chao Cheng 陈昭成

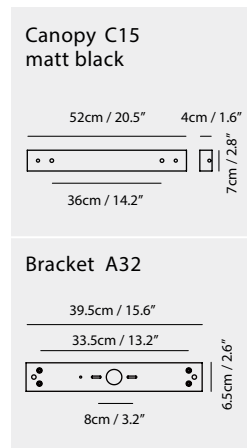
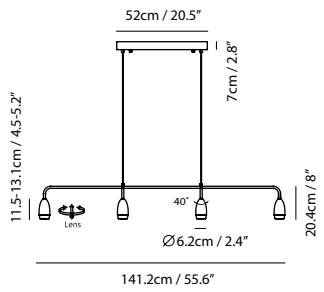


shiny copper



matt black + sand gold

Measurement : centimeter / inches



Dawn Pendant PL4



Model
SLD-61PL4

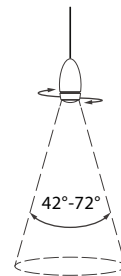
Material
aluminum, steel, acrylic

Light Source
LED 4 x 5W 3000K CRI 95 1143lm
R9=88 Rg=100±1

Feature
Zoom optic between 42-72°

Weight
2.9kg / 6.4lb

- Color**
-  shiny copper
 -  matt black + sand gold



调节透镜与 LED 距离
可改变光束角

Beam angle is adjustable
by rotating the lens shade



旦的古字形象取自太阳从地平线升起的意象，是一日之始的拂晓、白昼与光亮。当日光崭露之时，如初的曙光以纯粹之姿洗礼大地，令人浸沐在晨曦万变的温转光流之中，着迷于生息不止的自然缛宴。

在极简干净的外型下藏有聪明的内涵，透过「双螺旋」机械原理调整「变焦透镜」，赋予光的多变能力：调整照射角度、范围与光强度，如阳光随时间推移，筛落不同角度的粗细光束。优异的变焦功能适应多元使用情境，旋上：光束角大、光氛柔和舒适；旋下：光束角小、聚焦的光捕捉视觉重点。

A metaphor of the sunrise, emitting the first light from the ocean's horizon, DAWN brings a new day and a new lighting experience. Beneath what appears to be seemingly simple, exists an optical zoom lens, allowing you to make your own luminaire statement.

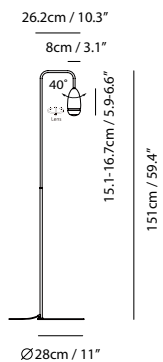
Admire its ease of use, turn up to distribute marvelous illumination, or turn down to transform into a spotlight. Combine superior lighting performance with pure practicality to deliver multi-functional results.

By Chen, Chao Cheng 陈昭成



matt black + sand gold

Measurement : centimeter / inches



Dawn Floor

Model
SLD-81F

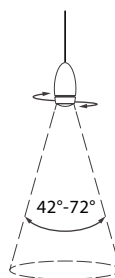
Material
aluminum, steel, acrylic

Light Source
LED 6W 3000K CRI 95 297lm
R9=88 Rg=100±1

Feature
Zoom optic between 42-72°

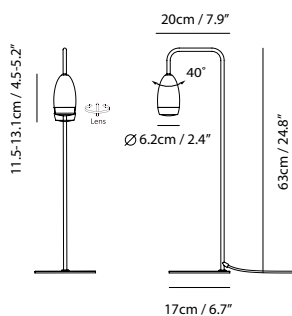
Weight
3.4kg / 7.5lb

Color
● matt black + sand gold



调节透镜与 LED 距离
可改变光束角

Beam angle is adjustable
by rotating the lens shade



Dawn Table

Model
SLD-61D

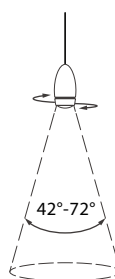
Material
aluminum, steel, acrylic

Light Source
LED 6W 3000K CRI 95 297lm
R9=88 Rg=100±1

Feature
Zoom optic between 42-72°

Weight
1.7kg / 3.8lb

Color
● matt black + sand gold



调节透镜与 LED 距离
可改变光束角

Beam angle is adjustable
by rotating the lens shade



旦的古字形象取自太阳从地平线升起的意象，是一日之始的拂晓、白昼与光亮。当日光崭露之时，如初的曙光以纯粹之姿洗礼大地，令人浸沐在晨曦万变的温转光流之中，着迷于生息不止的自然缱绻。

在极简干净的外型下藏有聪明的内涵，透过「双螺旋」机械原理调整「变焦透镜」，赋予光的多变能力：调整照射角度、范围与光强度，如阳光随时间推移，筛落不同角度的粗细光束。优异的变焦功能适应多元使用情境，旋上：光束角大、光氛柔和舒适；旋下：光束角小、聚焦的光捕捉视觉重点。

A metaphor of the sunrise, emitting the first light from the ocean's horizon, DAWN brings a new day and a new lighting experience. Beneath what appears to be seemingly simple, exists an optical zoom lens, allowing you to make your own luminaire statement.

Admire its ease of use, turn up to distribute marvelous illumination, or turn down to transform into a spotlight. Combine superior lighting performance with pure practicality to deliver multi-functional results.

By Chen, Chao Cheng 陈昭成

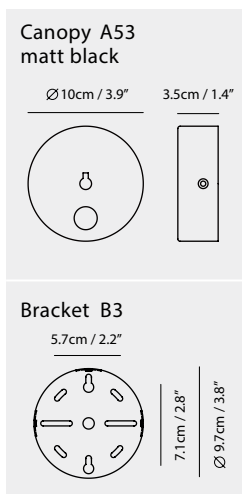
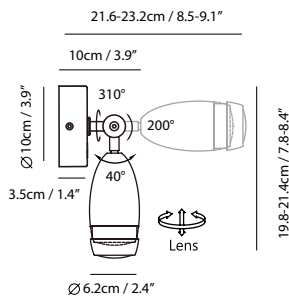


shiny copper



matt black + sand gold

Measurement : centimeter / inches



Dawn Wall

Model
SLD-61WRTE

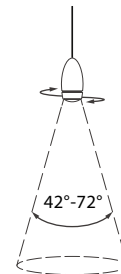
Material
aluminum, steel, acrylic

Light Source
LED 5W 3000K CRI 95 237lm
R9=88 Rg=100±1

Feature
Zoom optic between 42-72°

Weight
0.8kg / 1.8lb

Color
● shiny copper
● matt black + sand gold ring



调节透镜与 LED 距离
可改变光束角

Beam angle is adjustable
by rotating the lens shade



Photo Credit : Plain Make Design



爱丽丝梦游仙境裡，嘟嘟鸟俏皮可爱的模样深植于脑海。DODO 具象化其身形，完美演绎极简美学，象徵鸟喙的水滴开关，点亮你我内心的好奇爱丽丝；带着 DODO，描绘出专属于使用者的异想世界。因应空间大小不同，推出精巧版 DOBI，展现既活泼时髦又典雅的 mini chic 风格；比例缩小、功能依旧，无论何种角度，别怕，有它在旁为您照亮每个黑暗。

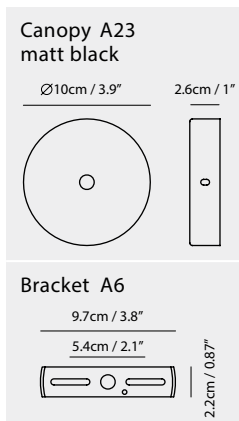
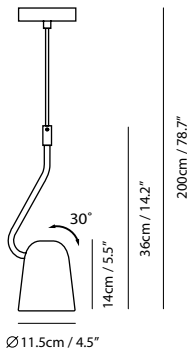
Drawing back fondest memories to a character in the Alice in the Wonderland fairytale, DODO the birds' appearance is comical yet beautiful. Equipped with dip switch, the DODO light can light up anyone's courage and adventurous mind. In addition, its adjustable shade provides ample covering and tilts at whatever angle your heart desires. Catering to smaller scaled spaces, the DOBI offers a more petite version of the ever so popular DODO. Besides scaling down in size, the DOBI remains true to much of the original DODO features.

By Chen, Chao Cheng 陈昭成



copper + matt black

Measurement : centimeter / inches



Dobi Pendant PR1

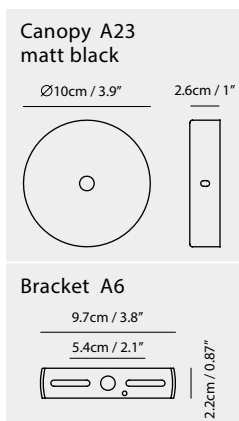
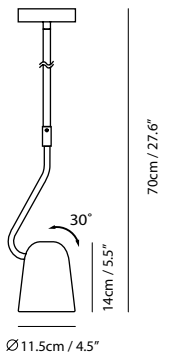
Model
SQ-2181PR-1

Material
steel

Light Source
E14 1 x 4W LED 3000K

Weight
0.9kg / 2lb

Color
● copper + matt black



Dobi Pendant PR70

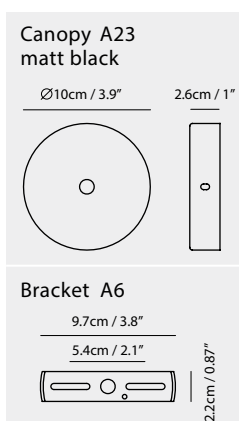
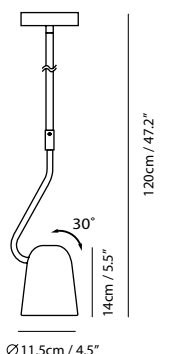
Model
SQ-2181PR-70

Material
steel

Light Source
E14 1 x 4W LED 3000K

Weight
1.1kg / 2.4lb

Color
● copper + matt black



Dobi Pendant PR120

Model
SQ-2181PR-120

Material
steel

Light Source
E14 1 x 4W LED 3000K

Weight
1.4kg / 2.7lb

Color
● copper + matt black



叶梢低垂·鸟儿在枝头婉转鸣唱。精巧的 DOBI 吊灯·有如可爱的翠鸟栖息在树枝上。时而好奇的歪着头·时而聚精会神的附耳倾听。在雨后树林间点缀着悦耳的音符·光影变化彷彿女伶的舞台演出。外型典雅简约·可灵活调整光线的灯罩设计·恰如其分的将温润的光线轻轻洒落。

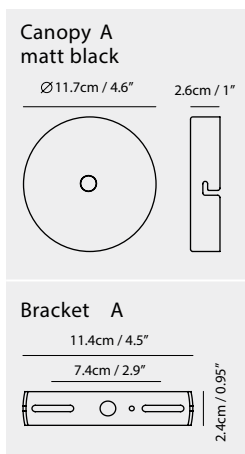
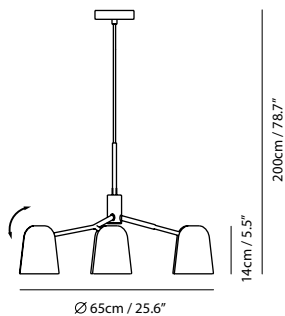
The rain in forest refreshing air, sunshine comes in taking gloomy away. DOBI is redesign from a series of popular collection in 2015. DOBI chandelier with geometry structure and adjustable shade which provide a clean and fresh light. The DOBI chandelier can certainly take a fully interpretation of modern and grace.

By Chen, Chao Cheng 陈昭成



shiny white + matt black

Measurement : centimeter / inches




Dobi Pendant P6

Model
SQ-2181P6

Material
steel

Light Source
E14 6 x 4W LED 3000K

Weight
3.2kg / 7.1lb

Color
 shiny white + matt black



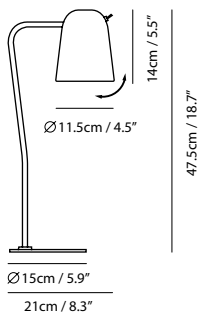




copper + matt black



shiny white + matt brass

Measurement : centimeter / inches

**Dobi Table****Model**
SQ-2181D**Material**
steel**Light Source**
E14 1 x 4W LED 3000K**Weight**
1.3kg / 2.9lb**Color**

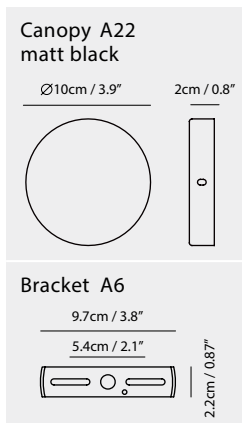
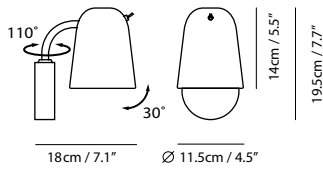
-  copper + matt black
-  shiny white + matt brass





copper + matt black

Measurement : centimeter / inches



Dobi Wall

Model
SQ-2181W

Material
steel

Light Source
E14 1 x 4W LED 3000K

Weight
0.6kg / 1.3lb

Color
● copper + matt black



爱丽丝梦游仙境里，嘟嘟鸟俏皮可爱的模样深植于脑海。DODO 具象化其身形，完美演绎极简美学，象征鸟喙的水滴开关，点亮你我内心的好奇爱丽丝；带着 DODO，描绘出专属于您的异想世界，一起历险吧！可调式灯罩的贴心设计，无论何种角度，别怕，有 DODO 在旁，为您照亮每个黑暗。

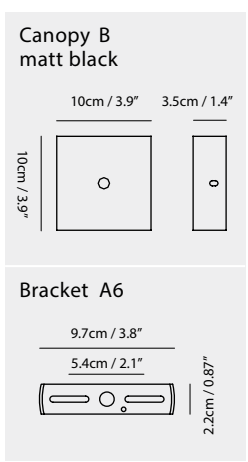
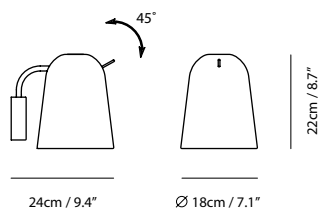
Drawing back fondest memories to a character in the Alice in the Wonderland fairytale, DODO the birds' appearance is comical yet beautiful. Inspired by his whimsical body shape, DODO is undoubtedly the best demonstration of natural simplicity. Equipped with dip switch, the DODO light can light up anyone's courage and adventurous mind. In addition, its' adjustable shade provides ample covering and tilts at whatever angle your heart desires. Time to light up your world! Meet DODO.

By Chen, Chao Cheng 陈昭成



copper

Measurement : centimeter / inches



Dodo Wall
Model
 SQ-218WR
Material
 steel
Light Source
 E27 1 x 8W LED 2700/3000K
Weight
 1.1kg / 2.4lb
Color
● copper



越简单的外型藏着越不简单的工艺·穹顶的半圆型灯罩·散发出简鍊低调性格。同心圆铝反射罩·底部的灯泡盖遮住刺眼的光线·带来室内空间温和平静的喜悦。DOME 吊灯有两种尺寸。

DOME fuses simplistic ideologies with precision craftsmanship. Balanced with a clean classic silhouette, the DOME features a dramatic oversized lampshade in a very no nonsense approach. This design is spectacularly coated with a centric-circled aluminum reflector and bulb cover, which warms the ambience in any room.

By Chen, Chao Cheng 陈昭成

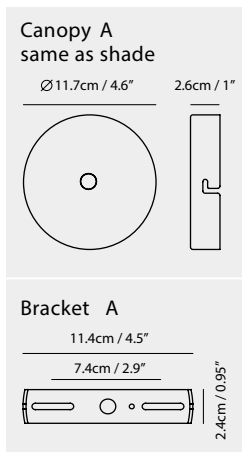
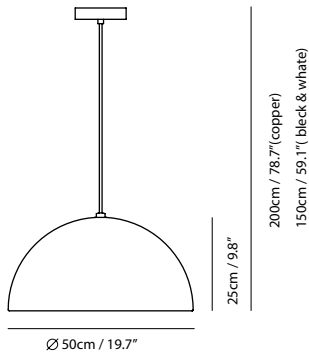


copper



shiny white

Measurement : centimeter / inches



Dome Pendant PL

Model
SQ-3650MP

Material
steel

Light Source
E27 1 x 8W LED 2700K

Weight
4.2kg / 9.3lb

Color

- copper
- shiny white



从点 - 线 - 面开始延伸无穷想像·使用者可依需求·任选符合空间需求的数量·将人与空间完整地串连·并且奔放想像·创造夜裡最斑斓梦幻的独家星空·内嵌 CRI 90 的 LED 光源·有着如太阳光般真实呈现色彩的特质;然减低光源热度·在恣意创造的同时·兼顾能源意识·减轻环境负担·DORA 更多新可能·一起来创造吧!

Our DORA collection is Oh So Chic! Our up-and-coming young designer, Ting, drew the inspiration from her childhood. She wanted to create a collection that was versatile, interactive, and fun. With DORA, end users can really be a child again. Have fun with the collection and hang it individually or in a cluster, in whatever position your heart desires. Combined with cutting edge technology, the DORA is embedded in a CRI 90 LED luminance that gently distributes the light. We conveniently offer three suspension methods: pendant, chandelier, and circular suspension.

By Chang, Ting Ting 张婷婷

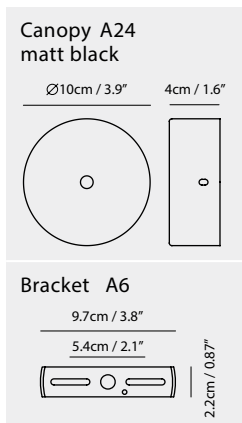
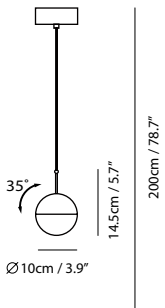


copper



shiny brass

Measurement : centimeter / inches



Dora Pendant P1

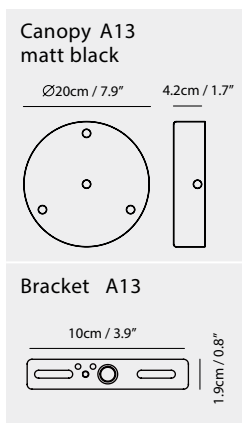
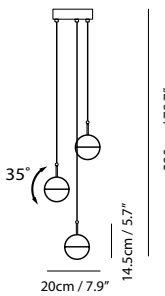
Model
SLD-1010P

Material
glass, steel

Light Source
LED 6.5W 3000K CRI 90 250lm

Weight
1.2kg / 2.7lb

Color
● copper
● shiny brass



Dora Pendant P3

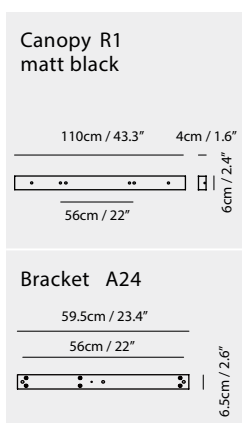
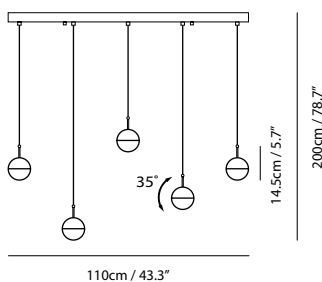
Model
SLD-1010P3

Material
glass, steel

Light Source
LED 3 x 6.5W 3000K CRI 90 678lm

Weight
3.6kg / 7.9lb

Color
● copper



Dora Pendant PL5

Model
SLD-1010PL5

Material
glass, steel

Light Source
LED 5 x 6.5W 3000K CRI 90 1226lm

Driver
Built-in dimmable driver

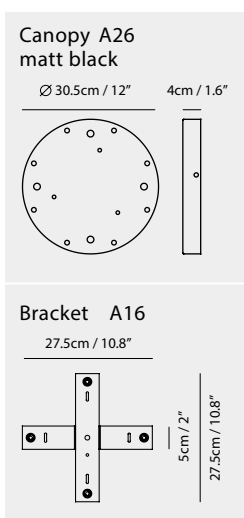
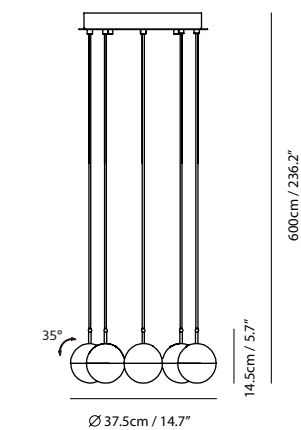
Weight
6.5kg / 14.3lb

Color
● copper



copper

Measurement : centimeter / inches



Dora Pendant P8

Model
SLD-1010P8

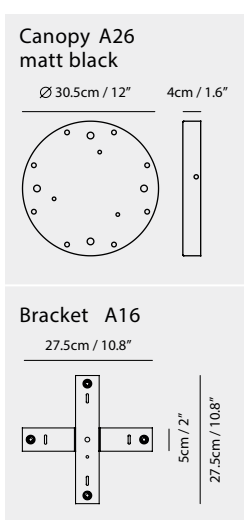
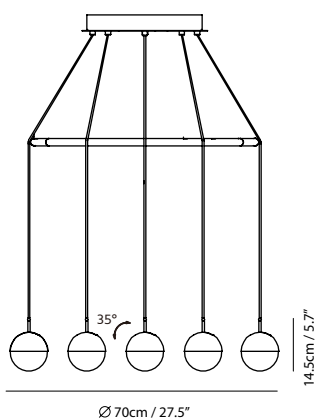
Material
glass, steel

Light Source
LED 8 x 6.5W 3000K CRI 90 1980lm

Driver
Built-in dimmable driver

Weight
12.8kg / 28.2lb

Color
● copper



Dora Pendant PC8

Model
SLD-1010PC8

Material
glass, steel

Light Source
LED 8 x 6.5W 3000K CRI 90 1980lm

Feature
Ring height adjustable

Driver
Built-in dimmable driver

Weight
13.4kg / 29.5lb

Color
● copper

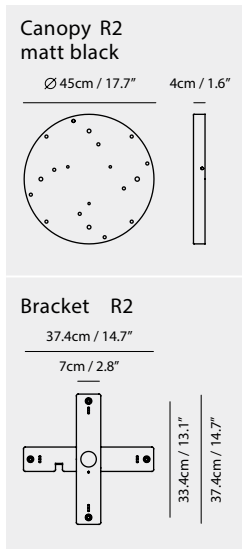
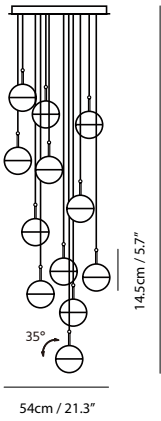


copper



shiny brass

Measurement : centimeter / inches



Dora Pendant P12

Model
SLD-1010P12

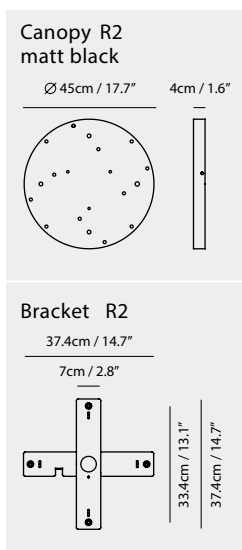
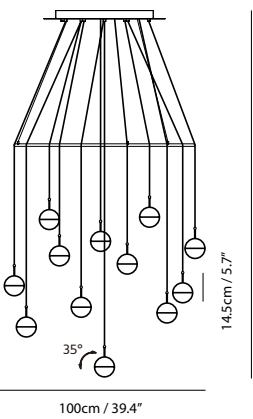
Material
glass, steel

Light Source
LED 12 x 6.5W 3000K CRI 90 2495lm

Driver
Built-in dimmable driver

Weight
19.9kg / 43.9lb

Color
● copper
● shiny brass



Dora Pendant PC12

Model
SLD-1010PC12

Material
glass, steel

Light Source
LED 12 x 6.5W 3000K CRI 90 2495lm

Feature
Ring height adjustable

Driver
Built-in dimmable driver

Weight
20.8kg / 45.9lb

Color
● copper
● shiny brass



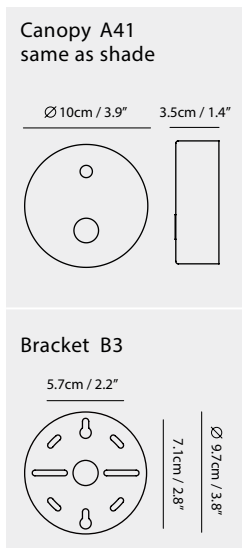
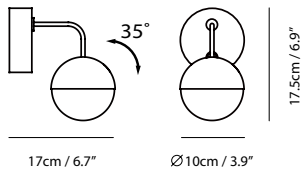


copper



shiny brass

Measurement : centimeter / inches



Dora Wall

Model
SLD-1010WDTE

Material
glass, steel

Light Source
LED 6.5W 3000K CRI 90 250lm

Feature
Touch dimmer switch

Weight
1.3kg / 2.9lb

Color
● copper
● shiny brass



点点微光散游·织衣手裡的轻罗小扇·有了荧光的伫留而光亮·流荧身侧的优雅弧线取自于花瓣弧形·婉和有束·铜色与烤漆的互衬·体现当代複合性的多元思维·流荧的光源往内倾斜·晕染光粒为雾质柔辉·轻量化的设计·让私人空间能够更自在随心地被运用·入微的心思·芸芸生活的重量也显得轻盈。

Drawing correlation to fireflies on a summer's night, SEED Design has captured this nostalgic enchantment. The lovely silhouette inherits inspiration from the most delicate of flower petals. The contrast color design contains the modern, sophisticated thoughts. Remaining light in weight, the softened illumination eliminates glare, creating a radiant diffused light source, allowing you to cherish the best dreaminess of fireflies twinkling in a summer's night.

By Chang, Huan Rou 张幻柔



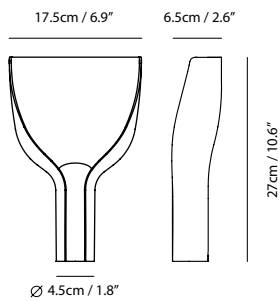




matt black + copper



matt gray + matt brass

Measurement : centimeter / inches

**Firefly Table****Model**
SLD-175D**Material**
metal, ABS**Light Source**
G9 1 x 3W LED 2700K 250lm**Weight**
0.6kg / 1.3lb**Color**

-  matt black + copper
-  matt gray + matt brass



暖日的意象漾着雪景，初昇山顶，为天幕留下富丽的温柔气息。设计师回溯多年前旅日的人文视角，诠释人们对于富士山虔诚而纯粹的景仰，也将优雅细緻的日式精神揉合于日常的设计语彙。FUJI 如同远方定立着的富士山，温朴的轮廓延绵，流露知心的诗境哲学。FUJI 的上下双重光氛明亮匀淨，口吹白玉玻璃散发和煦柔光，厚薄不均的特性使得每颗玻璃透出的亮度不一，宛若太阳光透过不同厚度云层的自然氤氳。主要光线则向下聚集，CRI>90 的高显色性点亮优质生活起居，点灯熄影之间，FUJI 静伫于各式空间尽是清新而稳实的力量。P12 的特殊吊挂设计，让电线经由挂勾决定视觉延伸，实现一灯多用，不同场域之间甚至透过电线，如同拉起传声筒，展开跨场域对话，星罗棋布的牵引之下显现空间张力。

Impressed by respect and love for FUJI mountain in Japanese culture, our designer poetically characterized the FUJI. To express the mild impression, she utilizes a spherical opal glass to interpret the rising sun. Moreover, concentrated downward illumination meets the needs of work purpose. With a high CRI>90 LED source, the FUJI emits splendid amount of lighting, emulating the great powers of sunlight. With such high capabilities, impressively FUJI can also provide for a soft luminous performance with the diffuser beneath. Complementing the overall design, the delicate shade prevents direct glare, and provides for a smooth touch. With multiple choices of finish color and composition, FUJI is able to customize various lighting solution, showing true concept of modern lighting: perfect adaptability to every space.

By Dou, Ye Cin 都业勤

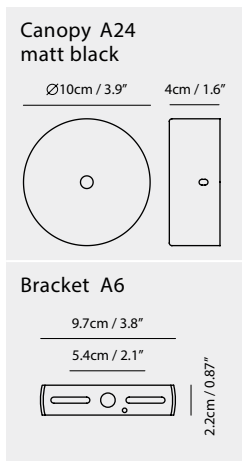
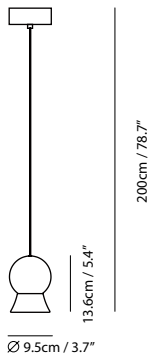


matt opal + matt brass



matt gray + sand gold

Measurement : centimeter / inches





Fuji Pendant P1

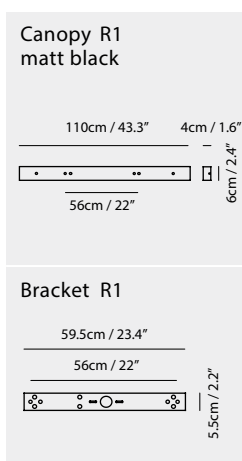
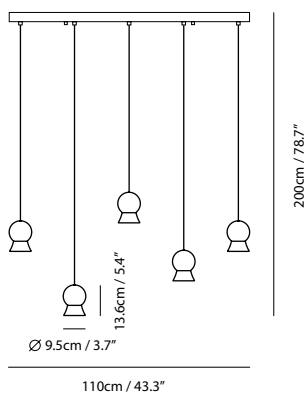
Model
SLD-1011P

Material
mouth-blown glass, aluminum

Light Source
LED 6.5W 3000K CRI 90 250lm

Weight
0.8kg / 1.8lb

- Color**
-  matt opal + matt brass
 -  matt opal + sand gold



Fuji Pendant PL5


Model
SLD-1011PL5

Material
mouth-blown glass, aluminum

Light Source
LED 5 x 6.5W 3000K CRI 90 1226lm

Driver
Built-in dimmable driver

Weight
4.3kg / 9.5lb

- Color**
-  matt opal + matt brass



FUJI 十二灯的吊挂设计结合线条与手工材质各自的特性重新演绎空间。天花板的冲孔设计，让原先单一方向的电线可经由挂勾决定视觉延伸，典雅的等切、斜对分，将部分的线条保留于天花板面，让光的视觉延伸弹性，也让空间张力在星罗棋布的牵引之下显现。

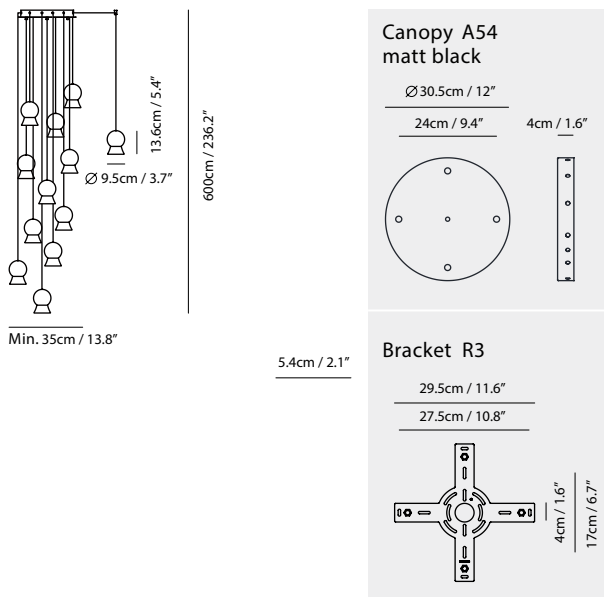
For FUJI PF12, hangers on the ceiling allow various arrangement by setting directions of cable. Within different ideas, FUJI PF12 turns out to be the visual center in the space.

By Dou, Ye Cin 都业勤



matt opal + matt brass

Measurement : centimeter / inches



Fuji Pendant P12


Model
SLD-1011PF12

Material
mouth-blown glass, aluminum

Light Source
LED 12 x 6.5W 3000K CRI 90 2495lm

Driver
Built-in dimmable driver

Weight
8.9kg / 19.6lb

Color
 matt opal + matt brass



「環」一字以音义表「环」和「圆」。灵感取自东方庭园建筑 - 月门 (Moon Gate)。新生代设计师 Rou 为宫廷古剧中的造景吸引，萌生以圆环框景留住美色的想法，也许是屋外英姿飒飒的百年梧桐，或是变化万千的天外物色。HUAN 悄悄引光入室，与金属框杆折射的光影相呼应，于屋中形成独特的框景美学。

- 除了经典配色和新色可可棕 / 燕麦奶 + 铬外，Huan S 更以橄榄绿 + 流沙金 / 海军蓝 + 红铜等多彩的配色，自然融入多元的居家空间。


Huan "I want to capture the scenery with the ring frame, just like Moon Gate did in the quaint garden." Designer Rou said cheerfully. Inspired from a unique, oriental, landscaping architecture_ Moon Gate, HUAN was created by the young designer Rou who was attracted by this poetic idea and applied it to her lighting design. HUAN simply brings us beautiful light and a great picture you expect as imaging.

* HUAN comes with 4 matching colors of olive green + sand gold/ navy blue + shiny copper/ pearl cocoa + chrome/ oatmeal + chrome, which is aesthetic and adorable to adapt to any interior space.

By Chang, Huan Rou 张幻柔



matt black + shiny copper



navy blue + shiny copper



matt pure white+ sand gold



olive green + sand gold

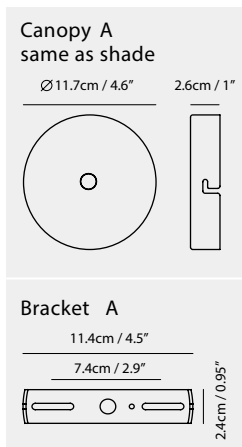
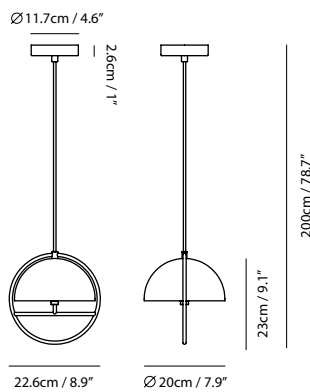


pearl cocoa + chrome



oatmeal + chrome

Measurement : centimeter / inches



Huan Pendant PS

Model
SG-226MP

Material
steel, glass

Light Source
G9 2 x 5W LED 2700K

Weight
1.5kg / 3.3lb

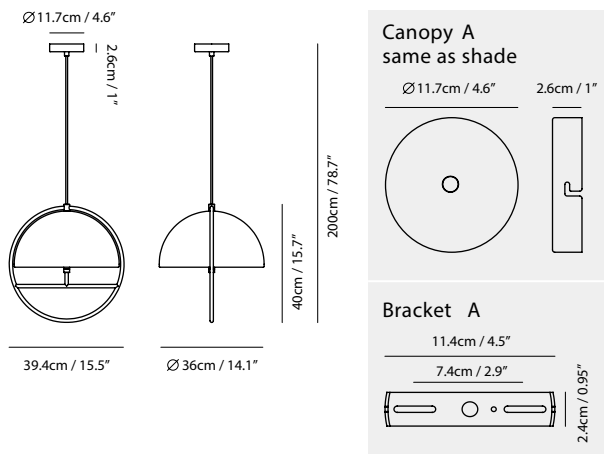
Color

-  matt black + shiny copper
-  navy blue + shiny copper
-  matt pure white+ sand gold
-  olive green + sand gold
-  pearl cocoa + chrome
-  oatmeal + chrome



matt black + shiny copper

Measurement : centimeter / inches



Huan Pendant PL

Model
SQ-394MP

Material
steel, glass

Light Source
E27 2 x 8W LED 2700K

Weight
3.2kg / 7.1lb

Color
● matt black + shiny copper



「環」一字以音义表「环」和「圆」。灵感取自东方庭园建筑 - 月门 (Moon Gate)。新生代设计师 Rou 为宫廷古剧中的造景吸引，萌生以圆环框景留住美色的想法，也许是屋外英姿飒飒的百年梧桐，或是变化万千的天外物色。 HUAN 悄悄引光入室，与金属框杆折射的光影相呼应，于屋中形成独特的框景美学。

2021 新推出桌灯款，将框景之美移转至桌前，成为眼前举目可望的日常风景，与家中花卉器皿搭配摆饰，更能自成一景相映成趣。


Huan "I want to capture the scenery with the ring frame, just like Moon Gate did in the quaint garden." Designer Rou said cheerfully. Inspired from a unique, oriental, landscaping architecture_ Moon Gate, HUAN was created by the young designer Rou who was attracted by this poetic idea and applied it to her lighting design. HUAN simply brings us beautiful light and a great picture you would imagine.

The table lamp is now also available for a variety of settings.

By Chang, Huan Rou 张幻柔

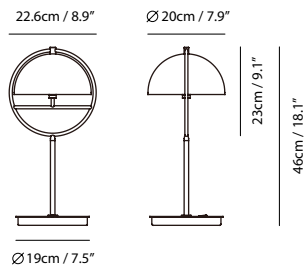


olive green + sand gold



matt pure white + sand gold

Measurement : centimeter / inches



Huan Table



Model
SG-226MD

Material
steel, glass

Light Source
G9 2 x 5W LED 2700K

Weight
2.1kg / 4.6lb

Color

-  olive green + sand gold
-  matt pure white+ sand gold



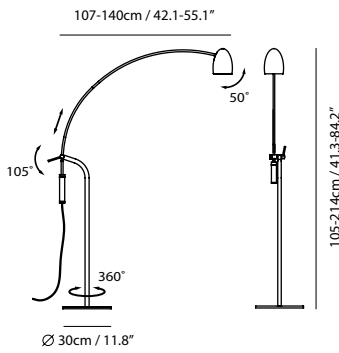


copper + matt black



sand gold + matt black

Measurement : centimeter / inches



Hercules Floor

Model
SLD-791FTE



Material
steel

Light Source
LED 12W 3000K CRI 90 1020lm

Feature
Touch dimmer switch

Weight
9.1kg / 20lb

Color

-  copper + matt black
-  sand gold + matt black



大人的成熟姿态·来自柔软的处事间·依然朝着光向直指前进·无敌 Hoodie 的大头盔边角圆润·初熟纹理藏不住无惧的冒险精神·只要迈出新的步伐·勇敢探索世界的脉络·就能带来点亮生活的新发现！渐进调光和可转动灯罩细腻量身·白玉玻璃透彻如心·光滑内烤漆的光也均匀无暇·因应租屋现代需求·无敌的招式不只一种·可做为桌灯·也可挂于墙面作为壁灯·USB 满充电力后·亦可随身携带。

With opal glass and whimsical frame, HOODIE embodies an elf-like adventurer who is ready to brave the world and embark on its next adventure. HOODIE comes equipped with a splendid rotatable shade that allows you to adjust the light to that perfect direction. As a rechargeable light source, HOODIE can conveniently transition from being a Wall Sconce to Table Lamp. Take HOODIE everywhere, reap full benefits of its wireless agility, and plunge into your next exciting journey together!

By Li, Hui Lun 李慧伦

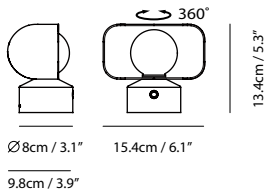


matt black + shiny copper



matt gray + sand gold

Measurement : centimeter / inches



Hoodie Table/Wall

Model
SLD-150DC



Material
mouth-blown glass, steel, ABS

Light Source
LED 2W 2700K CRI90

Feature
Touch dimmer switch, Rechargeable

Weight
0.4kg / 0.9lb

Color

-  matt black + shiny copper
-  matt gray + sand gold



点亮北极光·感受冰雪反射所有可见的亮·彷彿置身于北方国度·温暖的色温与冰块的外表相调和·体验冬季风情的同时也温暖您的心·晶采系列含桌、壁、吊、吸顶灯。

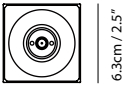
Light up the northern light, feeling what are reflected into your eyes as putting yourself in the north. ICE is visibly composed of icecube-like glass shades, which seems to be melted by the warm light. (ICE is available in desk, wall, pendant, and ceiling lamp.)

By Chen, Chao Cheng 陈昭成




clear glass + shiny satin

Measurement : centimeter / inches



6.3cm / 2.5"



7.9cm / 3.1"

6.3cm / 2.5"

Ice Table

Model
SD-62D1

Material
glass, steel

Light Source
G4 1 x Max 20W

Weight
1kg / 2.2lb

Color

clear glass + shiny satin



随着溜溜球一上一下，心情彷彿也在这反复之中获得宣泄。JOJO 的平衡装置，可以让你随时调整灯罩高度，伴着口吹玻璃渗透出温暖光晕，像音符般谱出每日的心情乐章。

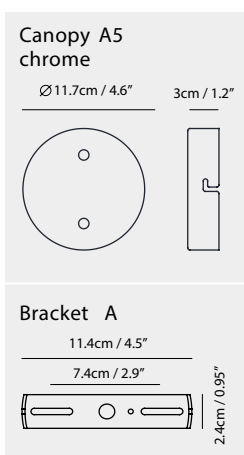
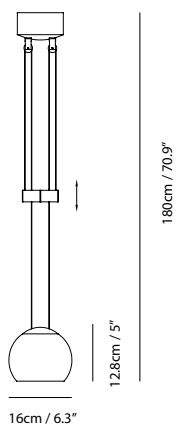
JOJO was inspired from Yo-Yo and have been announced since 1994. It seems that you can compose different songs of your mood by moving the shade up and down. The mouth-blown opal not only softens the light but also calms your life.

By Chen, Chao Cheng 陈昭成



matt opal + satin

Measurement : centimeter / inches



Jojo Pendant P1

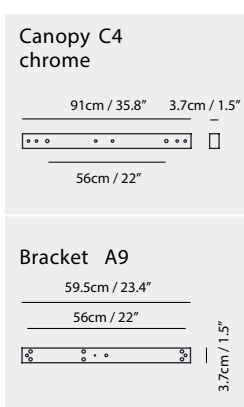
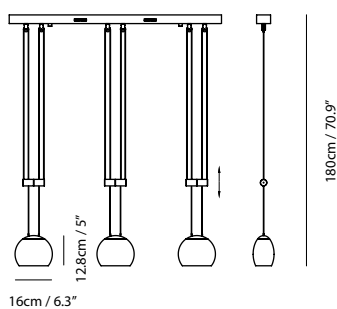
Model
SL-800

Material
mouth-blown glass, steel

Light Source
G6.35 1 x Max 50W

Weight
1.3kg / 2.9lb

Color
● matt opal + satin



Jojo Pendant P3

Model
SL-800A3

Material
mouth-blown glass, steel

Light Source
G6.35 3 x Max 50W

Weight
6kg / 13.2lb

Color
● matt opal + satin



随着溜溜球一上一下，心情彷彿也在这反复之中获得宣泄。JOJO 的平衡装置，可以让你随时调整灯罩高度，伴着口吹玻璃渗透出温暖光晕，像音符般谱出每日的心情乐章。新版 LED 吊灯还原设计师于 1994 年设计初衷，上下两抹圆润象征圆满喜乐；藉由光氛，我们传达对居家的真挚祝福。

With and a height-adjustable shade inspired by the movement of a Yo-Yo, the JoJo pendant is in a traditional shape with modern sensibilities. Lit with an LED bulb, the JoJo casts a gentle, calm illumination through the mouth-blown opal shade.

By Chen, Chao Cheng 陈昭成

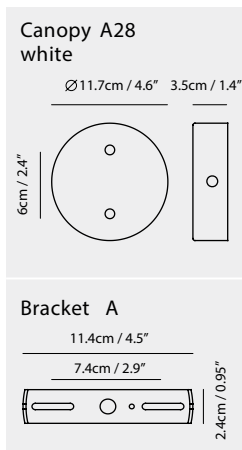
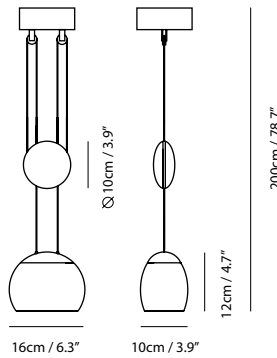


matt opal + copper cap + matt white canopy



matt opal + sand gold cap + matt white canopy

Measurement : centimeter / inches



Jojo Pendant



Model
SLD-880

Material
mouth-blown glass, steel

Light Source
LED 8.2W 2700K CRI 90 600lm

Weight
1.7kg / 3.8lb

Color

-  matt opal + copper cap + matt white canopy
-  matt opal + sand gold cap + matt white canopy



家族成员丰富的 LAITO 系列，各自散发不同性格风范。LAITO Gentle 绅光是家族中品味独特、注重日常穿搭与生活态度的绅士代表，自衣领、袖扣、錶件到袜子鞋履，无一不是精准细腻的拿捏展现。我们将这份态度融入灯体灵魂，时髦復古的烤漆刷色，透过金属配件强化风格及吸睛效果，为热爱生活、独具美学观点的现代男士，打造一盏居家绝佳伙伴。

The LAITO Gentle is inspired by modern gentlemen who are particularly reckoned to be properly-dressed, caring for details along with exquisite taste. This is a design which shows mechanical intelligence and vintage aesthetics to great advantages. Height is allowed to be suitable with the rotary lamp arm, together with the lampshade; the LAITO Gentle provides a multi-direction adjustment function.

It is elegantly matched with refined hues to perform the best mate every man should keep.

By Chen, Chao Cheng 陈昭成
Jack Wan 万华

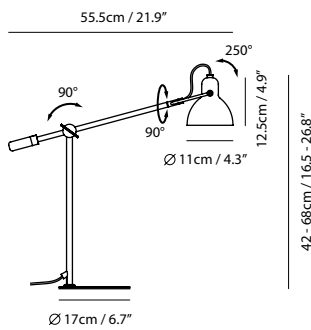




navy blue + copper



duke gray + sand gold

Measurement : centimeter / inches

**Laito Gentle Table****Model**
SQ-793MDR**Material**
steel**Light Source**
E14 1 x 4W LED 3000K**Weight**
1.8kg / 4lb**Color** navy blue + copper duke gray + sand gold



家族成员丰富的 LAITO 系列，各自散发不同性格风范。LAITO Gentle 绅光像是家族中品味独特、注重日常穿搭与生活态度的绅士代表，自衣领、袖扣、錶件到袜子鞋履，无一不是精准细腻的拿捏展现。我们将这份态度融入灯体灵魂，时髦復古的烤漆刷色，透过金属配件强化风格及吸睛效果，为热爱生活、独具美学观点的现代男仕，打造一盏居家绝佳伙伴。

The LAITO Gentle is inspired by modern gentlemen who are particularly reckoned to be properly-dressed, caring for details along with exquisite taste. This is a design which shows mechanical intelligence and vintage aesthetics to great advantages. Height is allowed to be suitable with the rotary lamp arm, together with the lampshade; the LAITO Gentle provides a multi-direction adjustment function.

It is elegantly matched with refined hues to perform the best mate every man should keep.

By Chen, Chao Cheng 陈昭成
Jack Wan 万华

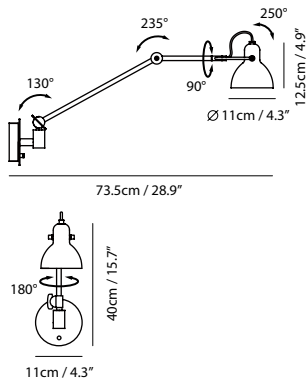


navy blue + copper

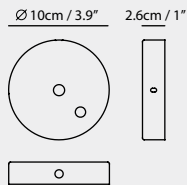


duke gray + sand gold

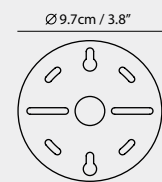
Measurement : centimeter / inches



Canopy A30
same as shade color



Bracket B3



Laito Gentle Wall

Model
SQ-793MWRL

Material
steel

Light Source
E14 1 x 4W LED 3000K

Driver
Built-in dimmable driver

Weight
1.3kg / 2.9lb

Color

- navy blue + copper
- duke gray + sand gold



Photo Credit : UZ-Design

Laito 是日文的「light 光明」之意，灯罩是现代主义中超过百年的灯饰经典造型。Laito Mega 俐落的线条、雾面烤漆与局部铜色点缀，重新定义都市低调与简单的性格。搭配圆规式的调整结构、可 350° 转动的鱼骨结构，适用于现代生活的複合式多元居家空间，同时也阐述对复古的眷恋。

The LAITO's vintage shape brings back the silhouette of what lamps use to look like when you walked into a bank or library back in the day. Our specially designed fishbone structure enhances balance and allows rotation in the lampshade. We've taken what otherwise would only be considered a desk lamp and created a pendant lamp version out of of this. Ponder over your work, while LAITO focuses on you.

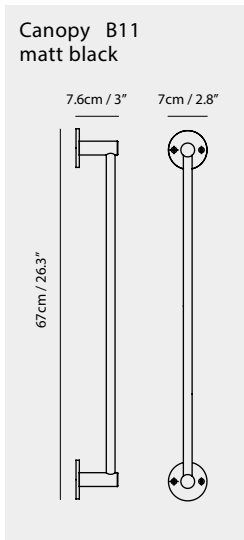
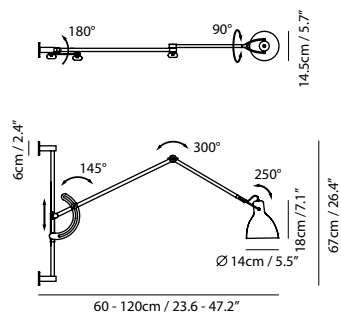
By Chen, Chao Cheng 陈昭成
Kuo, Keng Dian 郭庚典





matt black + copper

Measurement : centimeter / inches



Laito Mega Wall

Model
SQ-894MWL

Material
steel

Light Source
E27 1 x 8W LED 2700K

Weight
2.7kg / 6lb

Color
● matt black + copper



Laito 是日文的「光明」之意，LAITO MINI 外型汲取传统银行灯的灯罩造型与结构，歌颂复古典雅，并以俐落的线条，刻画出更符合都市低调乐活的性格，搭配可任意转动的鱼骨结构，「光」，循着现代复古美学，走入精巧简约生活中。此系列完整地包含桌、壁、吊灯。

The smallest Laito in the series, the mini wall lamp has inherited the classic streamlined look and flexible functionality of its larger counterparts.

It offers two types to choose. The mini WL version is with an adjustable arm and shade the wall mounted lamp can be perfectly positioned for your task at hand. As with the rest of the LAITO series aesthetic is never compromised by function.

By Chen, Chao Cheng 陈昭成

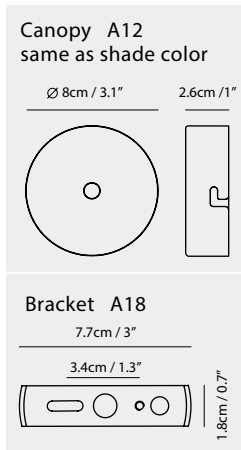
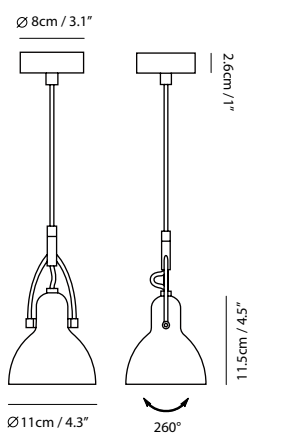


matt brass



copper

Measurement : centimeter / inches



Laito Mini Pendant

Model
SQ-793MP

Material
steel

Light Source
E14 1 x 4W LED 3000K

Weight
0.5kg / 1.1lb

Color
● matt brass
● copper



LAITO 是日文的「light 光明」之意，灯罩是现代主义中超过百年的灯饰经典造型。OPAL 手工口吹玻璃，拥抱机器仿效不出的朴实风貌，这一颗颗捧在手心上的轻透温润，承载工匠自学徒到老师傅所逝去的年华份量。我们想将这珍贵隽永的人文工艺，透过反射与折射，呈现出夜色下水光潋滟、引人伫足之美。为您带来 - 「LAITO OPAL 玻光」系列。

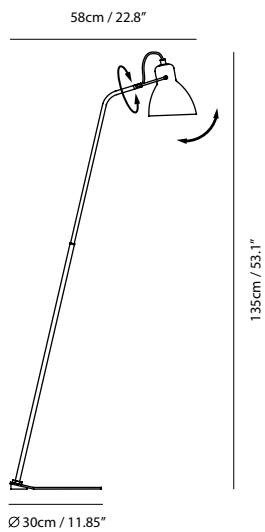
In keeping with the Laito series vintage heritage the Laito Opal adds softness to the classic, streamlined shape, evoking a subdued glow of years gone by. It can be perfectly positioned for your task at hand. As with the rest of the Laito series aesthetic is never compromised by function.

By Chen, Chao Cheng 陈昭成



matt opal shade + sand gold body
+ matt white base

Measurement : centimeter / inches




Laito Opal Floor

Model
SQ-893FB

Material
mouth-blown glass, steel

Light Source
E27 1 x 8W LED 2700K

Weight
4.6kg / 10.1lb

Color
 matt opal shade + sand gold body
+ matt white base



座落于日月潭上的小岛，是邵族祖先躬身耕耘、孕育血脉至最终安息的圣土。LALU 取此寓言，将蓊鬱山林与翠澈水景交融的影像，化做夜色苍茫中的一丝静谧。

随着环境意识抬头，新一代 LALU+ 重新演绎经典，以金属取代玻璃。外型更具张力，功能亦有革新，使用者可依需求，由「一」至「十」转动灯杆角度，彷彿翻转袅袅光氛于居家之中。

The LALU collection has been beloved and highly regarded for many years. Nonetheless, at SEED we are always thinking the unthinkable, thus we've reinterpreted this charming collection with a contemporary twist. Keeping up with the trends in home furnishing and accessories, we also have to get creative and ensure our pieces are multi-functional. The linear fixture of LALU+ pendant can be now be rotated to create cross or straight formations.

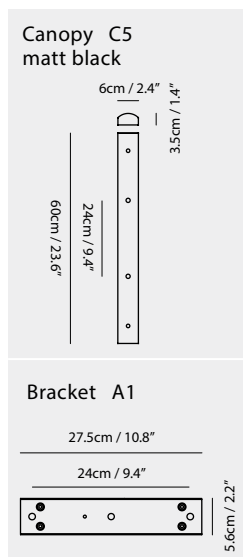
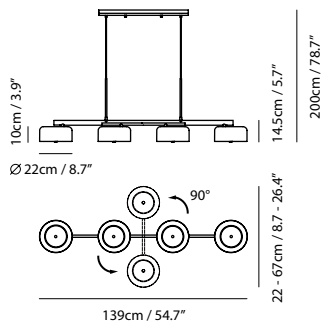
By Chen, Chao Cheng 陈昭成





copper + matt black

Measurement : centimeter / inches



Lalu+ Pendant PL4

Model
SQ-250MCTR4

Material
steel, glass

Light Source
E27 4 x 8W LED 2700K

Weight
4.8kg / 10.6lb

Color
● copper + matt black



LALU+ 拉鲁除了有戏剧张力的外型，智慧灯杆结构「一」转「十」的特点，重新翻转人们与餐桌的美味关系。延伸系列 LALU+ LED 保留底部柔光片设计，将光源进阶成高演色性 LED 模组。

全系列有吊、壁灯两种品项，其中，吊灯除了适合吧台与餐桌的长型款，亦添加树枝状主灯，多层枝节任意转动的特点，让使用者在不同情境中，随时更换最合意的光氛表情。

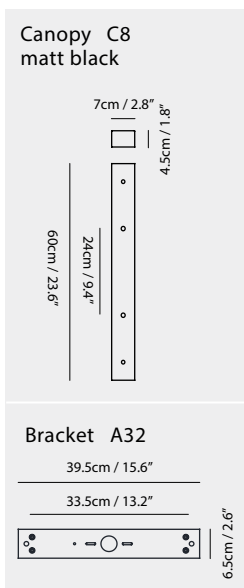
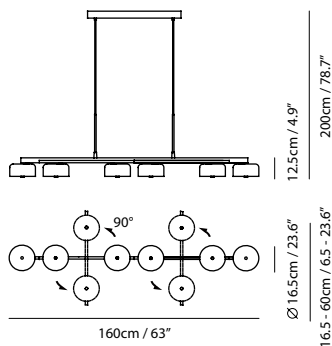
The LALU+ collection has been beloved and highly welcomed since first launch. The brilliant feature of rotated linear fixture enhances the interaction with users. Keeping up the identity, we reinterpreted this fascinating item into LED version. There are two formations of suspensions: the chandelier allows to rotate each fixture, creating multiple expressions through layers; while the linear pendant makes charming match on table and kitchen island. The LALU+ LED offers suspensions and wall lamps.

By Chen, Chao Cheng 陈昭成



copper + matt black

Measurement : centimeter / inches



Lalu+ Pendant PL6

Model
SLD-2501MCTR6

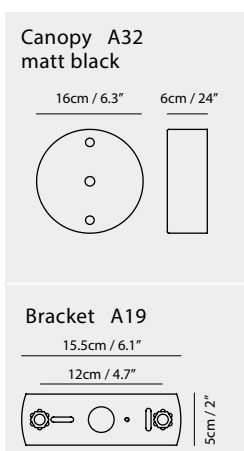
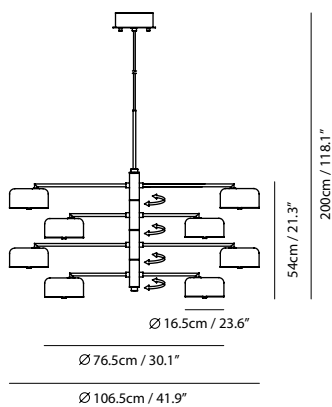
Material
steel, glass

Light Source
LED 6 x 5W 2700K CRI 90 2700lm

Driver
Built-in dimmable driver

Weight
6.3kg / 13.9lb

Color
● copper + matt black



Lalu+ Pendant P8

Model
SLD-2501MPR8

Material
steel, PMMA

Light Source
LED 8 x 5W 2700K CRI 90 3600lm

Driver
Built-in dimmable driver

Weight
8.4kg / 18.5lb

Color
● copper + matt black



LALU+ 拉鲁除了有戏剧张力的外型·智慧灯杆结构「一」转「十」的特点·重新翻转人们与餐桌的美味关系·延伸系列 LALU+ LED 保留底部柔光片设计·将光源进阶成高演色性 LED 模组。

全系列有吊、壁灯两种品项·其中·吊灯除了适合吧台与餐桌的长型款·亦添加树枝状主灯·多层枝节任意转动的特点·让使用者在不同情境中·随时更换最合意的光氛表情。

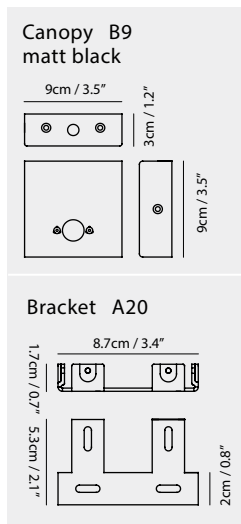
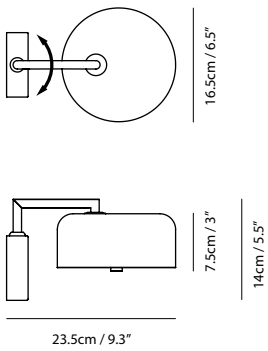
The LALU+ collection has been beloved and highly welcomed since first launch. The brilliant feature of rotated linear fixture enhances the interaction with users. Keeping up the identity, we reinterpreted this fascinating item into LED version. There are two formations of suspensions: the chandelier allows to rotate each fixture, creating multiple expressions through layers; while the linear pendant makes charming match on table and kitchen island. The LALU+ LED offers suspensions and wall lamps.

By Chen, Chao Cheng 陈昭成



copper + matt black

Measurement : centimeter / inches



Lalu+ Wall

Model
SLD-2501MWRTE

Material
steel, PMMA

Light Source
LED 5W 2700K CRI 90 425lm

Feature
Touch dimmer switch

Weight
0.9kg / 2lb

Color
● copper + matt black



台湾老式宅邸的生命叙事，圈围在金属条勾勒的铁窗花之中，那多变独特的图腾，除了功能考量，亦沿袭家族根源的光景。

LING 櫺宛如一名搭乘时光列车的诗人，游走于怀旧与现代，记下两种美学邂逅的悸动与火花。取材自铁窗花的金属框，恰到好处的留白，一点一滴收藏空间温度与记忆；异材质灯罩的融合，流露典雅气息，使用上不仅通透、创造双重光氛质感，也能局部转动，为日常蔓延趣味新意。

With a harmonious mingle of minimalism, let the LING shine through. Inspired by the beauty of patterned metal fences built around balconies and windows, LING is a nostalgic well-orchestrated interlude. With an embedded LED light source the LING's adjustable pendant gracefully creates the perfect ever-changing lighting configuration to suit your various needs. With an airy grace, the LING provides ample lighting yet remains clean and seamless.

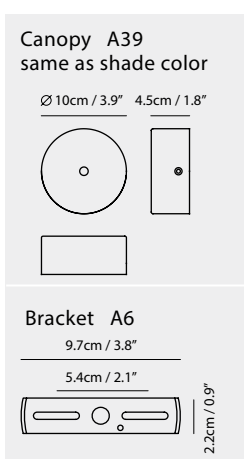
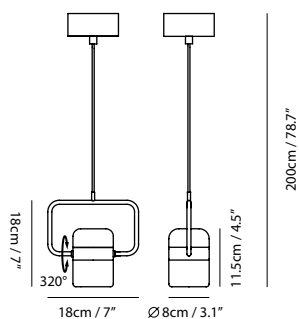
By Li, Hui Lun 李慧伦





matt black + copper ring

Measurement : centimeter / inches



Ling Pendant Horizontal

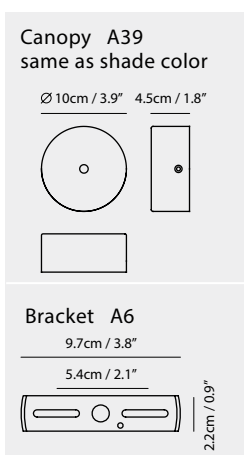
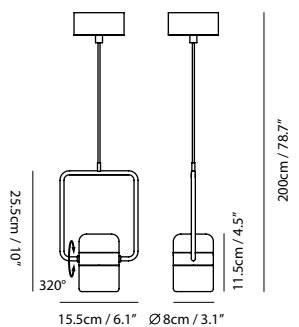
Model
SLD-80PH

Material
steel, glass, PMMA

Light Source
LED 6W 3000K CRI 90 280lm

Weight
1.1kg / 2.4lb

Color
● matt black + copper ring



Ling Pendant Vertical

Model
SLD-80PV

Material
steel, glass, PMMA

Light Source
LED 6W 3000K CRI 90 280lm

Weight
1.1kg / 2.4lb

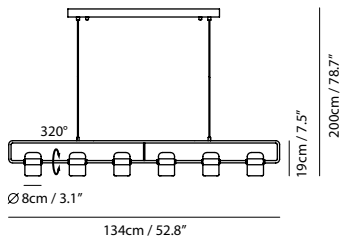
Color
● matt black + copper ring





matt black + copper ring

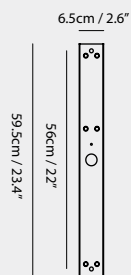
Measurement : centimeter / inches



Canopy C10
same as shade color



Bracket A24



Ling Pendant PL6

Model
SLD-80PF6

Material
steel, glass, PMMA

Light Source
LED 6 x 6W 3000K CRI 90 1270lm

Driver
Built-in dimmable driver

Weight
6.8kg / 15lb

Color
● matt black + copper ring



台湾老式宅邸的生命叙事，圈围在金属条勾勒的铁窗花之中，那多变独特的图腾，除了功能考量，亦沿袭家族根源的光景。

LING 櫺宛如一名搭乘时光列车的诗人，游走于怀旧与现代，记下两种美学邂逅的悸动与火花。取材自铁窗花的金属框，恰到好处的留白，一点一滴收藏空间温度与记忆；异材质灯罩的融合，流露典雅气息，使用上不仅通透、创造双重光氛质感，也能局部转动，为日常蔓延趣味新意。

With a harmonious mingle of minimalism, let the LING shine through. Inspired by the beauty of patterned metal fences built around balconies and windows, LING is a nostalgic well-orchestrated interlude. With an embedded LED light source the LING's adjustable pendant gracefully creates the perfect ever-changing lighting configuration to suit your various needs. With an airy grace, the LING provides ample lighting yet remains clean and seamless.

By Li, Hui Lun 李慧伦



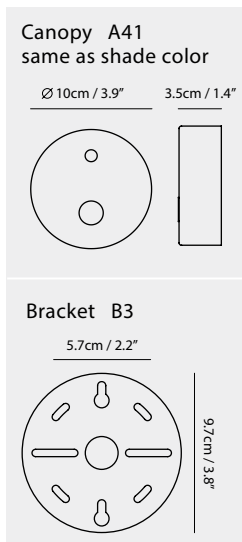
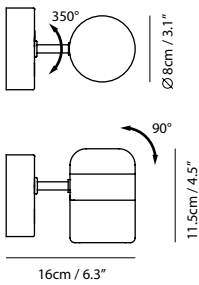


matt black + copper ring



matt white + matt brass ring

Measurement : centimeter / inches



Ling Wall

Model
SLD-80WTE



Material
steel, glass, PMMA

Light Source
LED 6W 3000K CRI 90 280lm

Feature
Touch dimmer switch

Weight
1kg / 2.2lb

Color

-  matt black + copper ring
-  matt white + matt brass ring



山林层峦叠翠·云雾翻涌而变化于虚无缥缈间的萦绕景象·若能捕捉住·时而欣赏·多么令人快意！

点缀空间盎然样的 MIST 吊灯·经由老师傅多年经验操刀·精彩地将大片风景与玻璃交融。似有若无的雾面喷砂处理·自底部云涌而起·灯亮时的氤氲感·彷彿日出初醒的光丝·瀰漫于云海间；熄灯时的 MIST·恰如朵朵白云·轻跃天空。

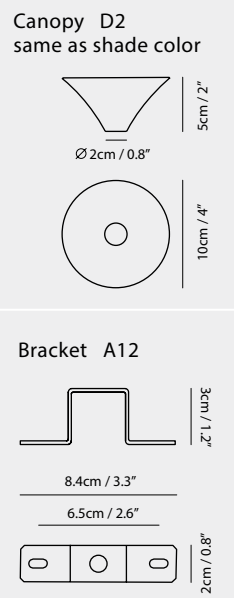
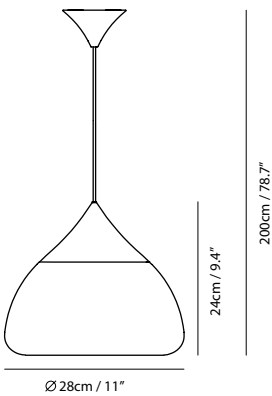
Centuries ago, many Chinese poets composed beautiful poems inspired by intriguing mountainous sceneries. When standing on a mountaintop, people seem to be close enough to be able to touch the clouds with their fingertips and feel the mists against their faces. In dedication to those inspiring poems, we've created MIST in hopes to capture that very moment. MIST combines precision craftsmanship with laborious technique, sand-blasting every piece by hand. Turn the light on and MIST will calmly illuminate your surroundings.

By Chen, Chao Cheng 陈昭成



matt brass

Measurement : centimeter / inches



Mist Pendant L

Model
SQ-8997PL

Material
mouth-blown glass, steel

Light Source
R80 1 x 6W LED 2700K 450lm

Feature
Mouth-blown sand-blasted glass

Weight
2.6kg / 5.7lb

Color
● matt brass



这是一盏「会呼吸的灯」，在吐纳间散发细腻光氛。

MOAI 灵感取自复活节岛上的摩艾石像，设计师描其轮廓、结合清玻璃透视效果与金属亮面质感，为现代人奔忙的生活步伐捎来一丝徐缓气息。简约剔透的外型能自在穿梭于现代留白的宁静场域及瀟灑復古风味的人文空间；微小光束颗粒在玻璃内部来回漫射碰撞，随着不同视角转化成厚薄不一的精巧光蛋，增添空间趣味。

When illuminated the MOAI provides an atmospheric, ambient glow as light moves through the sphere and bounces off the clear glass shade creating an unique egg-shaped reflection. A beautiful silhouette reminiscent of the stone statues of Easter Island, the MOAI is dynamic whether on or off.

By Chen, Chao Cheng 陈昭成



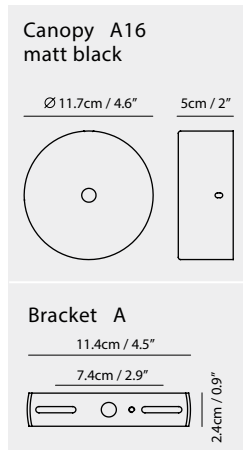
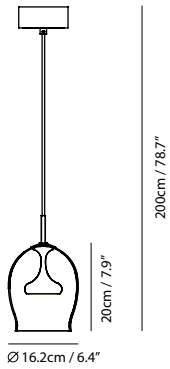


copper



shiny brass

Measurement : centimeter / inches



Moai Pendant M

Model
SLD-201P

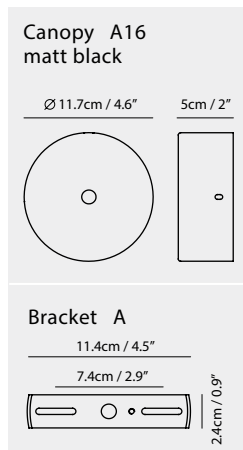
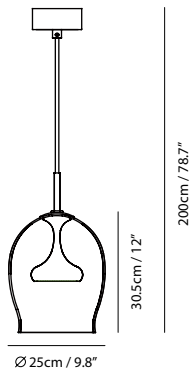
Material
mouth-blown glass, aluminum

Light Source
LED 8.5W 3000K CRI 90 400lm

Feature
mouth-blown glass

Weight
1.5kg / 3.3lb

Color
● copper
● shiny brass



Moai Pendant L

Model
SLD-304P

Material
mouth-blown glass, aluminum

Light Source
LED 13W 3000K CRI 90 700lm

Feature
Mouth-blown glass

Driver
Built-in dimmable driver

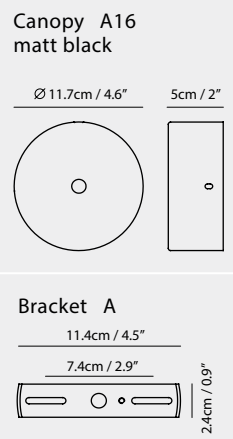
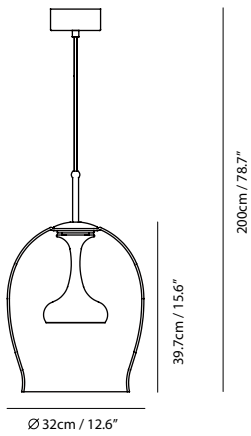
Weight
3.5kg / 7.7lb

Color
● copper
● shiny brass



copper

Measurement : centimeter / inches



Moai Pendant XL

Model
SLD-3239P

Material
mouth-blown glass, aluminum

Light Source
LED 16W 3000K CRI 90 930lm

Feature
Mouth-blown glass

Driver
Built-in dimmable driver

Weight
4.7kg / 10.4lb

Color
● copper



目木由年轻设计师所设计，研习木工多年的他，精心结合前端科技与木头特性，将高演色性的 LED 光源（CRI >90）嵌入流线俐落的金属灯体，而自然的木纹则相合在灯体两侧，混搭出温和而沉静的舒心感受。劳累时望见「目木」，彷彿身在蓊鬱林木中，吐纳那片疗癒人心的自然美景。

Designer Dian has been mastering the artistry of woodworking for years. He's always had an appreciation towards the organic nature the material exhibits. In the MUMU pendant, he utilizes the coolness of metal married with an LED light source, and counter-balances this with the warmth of the wood on both ends of the pendant. The MUMU is available in two versions: Matt White with Beech and Matt Black with Walnut.

By Kuo, Keng Dian 郭庚典



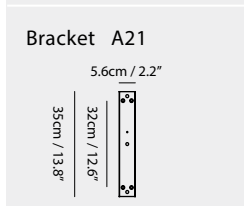
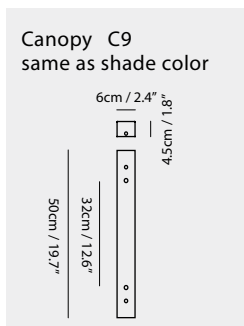
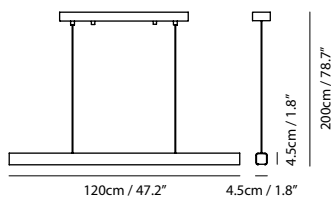


matt black + walnut (wood cap)



matt white + beech (wood cap)

Measurement : centimeter / inches



Mumu Pendant 120

Model
SLD-3981PPE

Material
aluminum, beech/ walnut cap

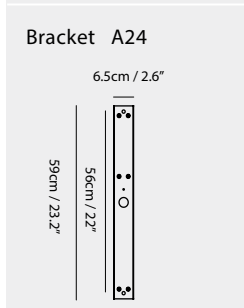
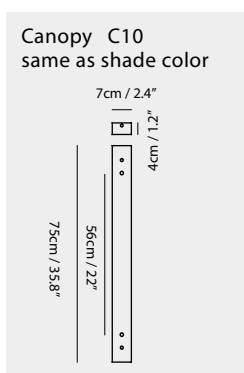
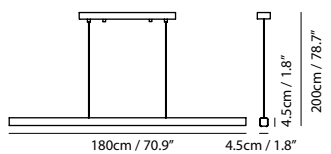
Light Source
LED 32W 3000K CRI 90 2150lm

Feature
Push dimmer switch

Driver
Built-in dimmable driver

Weight
2.9kg / 6.4lb

Color
 matt black + walnut (wood cap)
 matt white + beech (wood cap)



Mumu Pendant 180

Model
SLD-3981PL

Material
aluminum, beech/ walnut cap

Light Source
LED 48W 3000K CRI 90 3200lm

Driver
Built-in dimmable driver

Weight
4.8kg / 10.6lb

Color
 matt black + walnut (wood cap)



目木由年轻设计师所设计·研习木工多年的他·精心结合前端科技与木头特性·将高演色性的 LED 光源 (CRI >90) 嵌入流线俐落的金属灯体·而自然的木纹则相合在灯体两侧·混搭出温和而沉静的舒心感受·疲惫时望见「目木」·彷彿身在蓊鬱林木中·吐纳那片疗癒人心的自然美景。

Designer Dian has been mastering the artistry of woodworking for years. He's always had an appreciation towards the organic nature the material exhibits. In the MUMU pendant, he utilizes the coolness of metal married with an LED light source, and counter-balances this with the warmth of the wood on both ends of the pendant. The MUMU is available in two versions: Matt White with Beech and Matt Black with Walnut.

By Kuo, Keng Dian 郭庚典

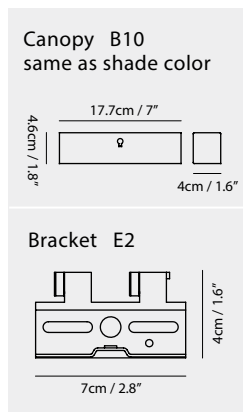
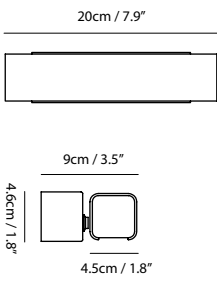


matt black + walnut (wood cap)



matt white + beech (wood cap)

Measurement : centimeter / inches



Mumu Wall

Model
SLD-3981WPE

Material
aluminum, wood

Light Source
LED 5.7W 3000K CRI 90 400lm

Driver
Push dimmer switch

Weight
0.8kg / 1.8lb

Color



-  matt black + walnut (wood cap)
-  matt white + beech (wood cap)



Photo Credit : 共和築研設計

苹果敲醒牛顿以前，万有引力从未被发现，现代的生活是来自于它与科学间美丽的邂逅。手工口吹玻璃製成的 NEWTON，就像颗丰硕的苹果，圆润自然的线条透出温暖柔和的光晕，点缀空间，诱发童话般的甜蜜氛围。

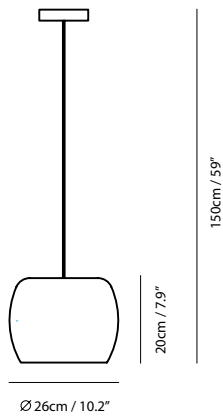
Before the apple knocked Newton, no one ever found the gravitation; people say "an apple a day keeps the doctor away". Apple is not only a kind of fruit but constructs the modern technological life by bumping into science. NEWTON is made of mouth-blown glass. It appears gently charming when you turn on the light.

By Chen, Chao Cheng 陈昭成

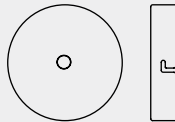


shiny opal

Measurement : centimeter / inches

**Canopy A**
chrome

Ø11.7cm / 4.6" 2.6cm / 1"

**Bracket A**

11.4cm / 4.5"

7.4cm / 2.9"



2.4cm / 0.9"

Newton Pendant**Model**
SQ-7997P**Material**
mouth-blown glass, steel**Light Source**
E27 1 x 8W LED 2700K**Feature**
Mouth-blown glass**Weight**
1.9kg / 4.2lb**Color**
 shiny opal



随心所欲地塑捏它、点亮它就是一种乐趣。NUMEN 精灵桌灯以安全硅胶製成，不同于一般塑料，硅胶耐极端温度 (-100~250°C)、抗腐蚀、无毒等安全特性，可以放心让小孩玩耍揉捏，童心未泯！夜光型的精灵桌灯在熄灭后仍有 20 分钟的微光，夜光的光线随着人们入眠也逐渐变弱，同时达到舒眠与节能的效果，可当小夜灯使用。千变万化的表情，亮出最甜蜜的光氛，怎麼能不征服您的心！

NUMEN lights differently each time when you give it a new look and shape. With NUMEN, you can let your inner creativity loose and bend the NUMEN to whatever your heart desires. Challenge your wildest imagination! NUMEN is constructed with silicone rubber, which is a safe material that offers countless advantageous properties such as thermal stability, low chemical reaction, and low toxicity. Staying lit for a full 20 minutes after its light source has been turned off, the fluorescent NUMEN literally falls asleep with you.

By Li, Hui Lun 李慧伦

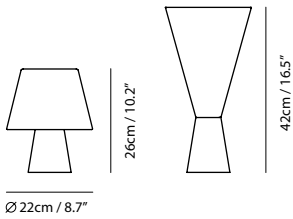


fluorescent green



fluorescent lavender

Measurement : centimeter / inches

**Numen Table**

Model
SQ-420D

Material
silicone rubber

Light Source
E27 1 x 8W LED 2700K

Feature
Silicone rubber

Weight
0.7kg / 1.5lb

Color

- fluorescent green
- fluorescent lavender



网络世代的蓬勃发展，演化出当代特有的符码文化，我们所习惯的单字，不仅存在着传统字典中明订的意涵，更衍生彰显自由想像力的独到定义；OLO 揉合文字和新世代符码概念，在光的领域注入一股文化新浪潮。

字面三个英文字母，象征图像中的双眼与鼻子，少了底部嘴型，任观者恣意解释所欲传达的表情。设计师将这份意念延伸至灯具，运用简单的几何构件，联手塑造一个迷样的留白境地。科技的变化随着时代快速演进，日常生活物件则保留恋念的过往，环状吊灯表达 SEED 对圆桌象征「团圆」的怀忆，可运用于中式餐桌和会客空间，红铜与雾黑的配色则带来当代新意。均匀的镂空光圈营造空间透视感，翻转的结构可随时调整上下的亮度分配：团圆用餐时光，可将灯罩翻转向下，而三五好友酒茶片刻则可向上，营造微醺放鬆气氛。

OLO always originates from a circle or a line. Using the basic elements to create the picture of a light, Designer White challenges our every imagination by series that is designed to be limitless in possibilities.

Circular suspension conveys the nostalgic expression traced back to round table, which symbolizes "reunion" in traditional Chinese dining. Rotatable lamp shade embedded in cutting-edge design of hollow circles with glare-free LED lighting, the CRI 90 softened light can impressively create practical as well as ambient light. Occasionally light distribution is allowed due to rotatable structure of each shade. Upside or downward, let your imagination run loose and allow the fun to begin.

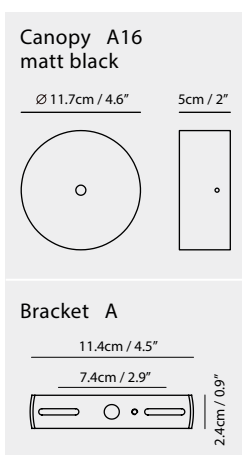
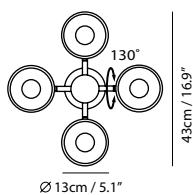
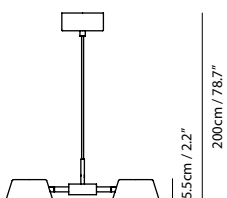
By Li, Hui Lun 李慧伦





copper + matt black

Measurement : centimeter / inches



OLO Pendant PC4

Model
SLD-130PC4

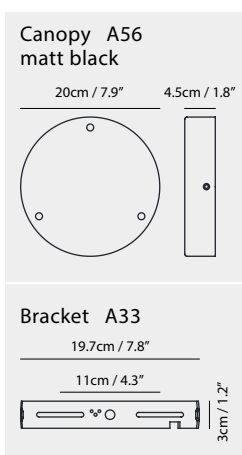
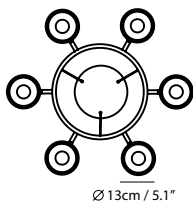
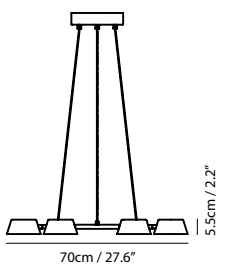
Material
metal, aluminum, PP

Light Source
LED 4 x 6.5W 3000K CRI90 1400lm

Driver
Built-in dimmable driver

Weight
2.2kg / 4.9lb

Color
● copper + matt black



OLO Pendant PC6

Model
SLD-130PC6

Material
metal, aluminum, PP

Light Source
LED 6 x 6.5W 3000K CRI90 2000lm

Driver
Built-in dimmable driver

Weight
3.6kg / 7.9lb

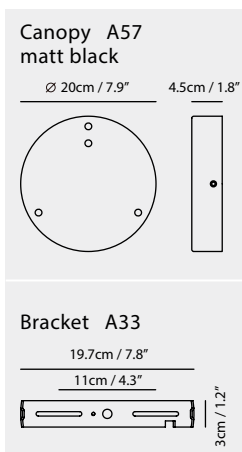
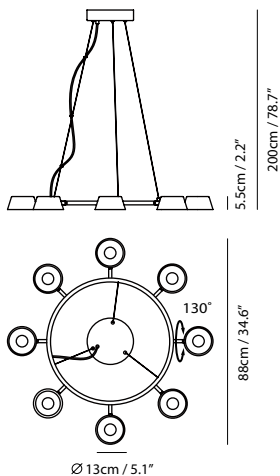
Color
● copper + matt black





copper + matt black

Measurement : centimeter / inches



OLO Pendant PC8

Model
SLD-130PC8

Material
metal, aluminum, PP

Light Source
LED 8 x 6.5W 3000K CRI90 2530lm

Driver
Built-in dimmable driver

Weight
4.8kg / 10.6lb

Color
● copper + matt black



网络世代的蓬勃发展，演化出当代特有的符码文化，我们所习惯的单字，不仅存在着传统字典中明订的意涵，更衍生彰显自由想像力的独到定义；OLO 揉合文字和新世代符码概念，在光的领域注入一股文化新浪潮。

字面三个英文字母，象徵图像中的双眼与鼻子，少了底部嘴型，任观者恣意解释所欲传达的表情。设计师将这份意念延伸至灯具，运用简单的几何构件，联手塑造一个迷样而镂空的留白境地。壁灯近乎 360 度转动功能和触控式调光，伸手便能轻松调整方向和亮度，于此鼓励人人化身场域导演，亲自编排光氛与环境间的契合距离。

OLO always originates from a circle or a line. Using the basic elements to create the picture of a light, Designer White challenges our every imagination by series that is designed to be limitless in possibilities.

Rotatable lamp shade embedded in cutting-edge design of hollow circle with glare-free LED lighting, the CRI 90 softened light can impressively create practical as well as ambient light. With an easy one-touch-dimmer, you are one fingertip away to letting your imagination can run loose and allowing the fun to begin.

By Li, Hui Lun 李慧伦



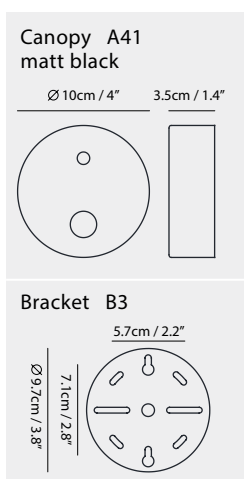
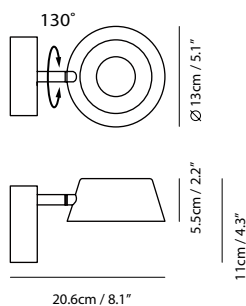


matt black



copper + matt black

Measurement : centimeter / inches



OLO Wall W

Model
SLD-130WRTE

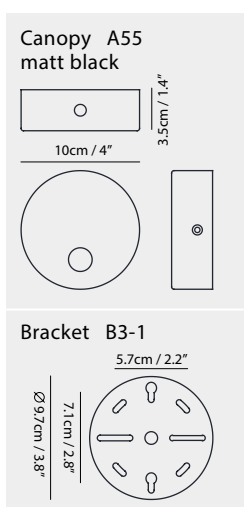
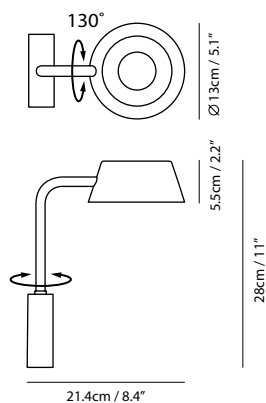
Material
metal, aluminum, PP

Light Source
LED 6.5W 3000K CRI 90 415lm

Feature
Touch dimmer switch

Weight
0.6kg / 1.3lb

Color
● matt black



OLO Wall WU

Model
SLD-130WUTE

Material
metal, aluminum, PP

Light Source
LED 6.5W 3000K CRI 90 415lm

Feature
Touch dimmer switch

Weight
0.7kg / 1.5lb

Color
● copper + matt black



OLO 光氛符码添加新元素「直径符号 Φ 」·直观地以符号外形表露其纵向仰俯、横向摆首的翻转特色·展现面面俱到的全方位光向。细致出色的环状与 U 型框·一如美丽天体的土星环·温柔围绕着漂浮回旋的发光主体·且听 OLO Φ 为人们轻柔吟唱属于光的咏叹调。

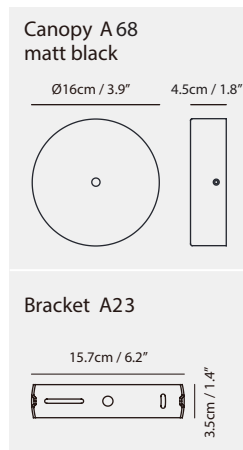
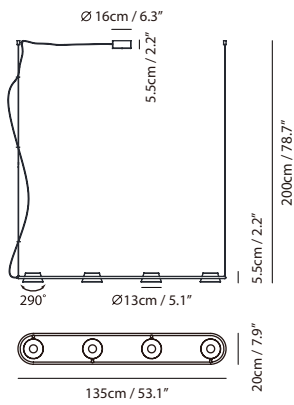
OLO Φ infused the diameter symbol Φ into basic elements of circle and line. The wall/ceiling lamp impressively covers every object in need with an omnidirectional light rotation, which can be tilted vertically as well as horizontally. With the finely welded frame of round and U-bend, it looks like Saturn ring embraces the floating and flipping lamps in its arms that served us sufficient warm light as a soft aria. to rotatable structure of each shade. Upside or downward, let your imagination run loose and allow the fun to begin.

By Li, Hui Lun 李慧伦



sand gold + matt black

Measurement : centimeter / inches



OLO Φ Pendant PL4

Model
SLD-130PL4

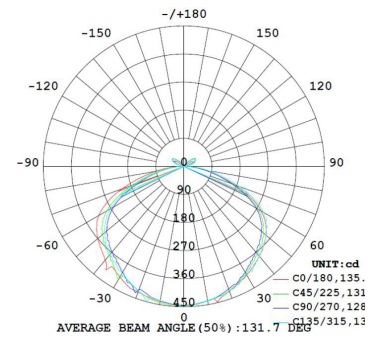
Material
steel, PP

Light Source
LED 4 x 6.5W 3000K CRI90 1650lm

Feature
Built-in dimmable driver

Weight
2.9kg / 6.4lb

Color
sand gold + matt black





OLO 光氛符码添加新元素「直径符号 Φ 」·直观地以符号外形表露其纵向仰俯、横向摆首的翻转特色·展现面面俱到的全方位光向。细致出色的环状与 U 型框·一如美丽天体的土星环·温柔圈围着漂浮回旋的发光主体·且听 OLO Φ 为人们轻柔吟唱属于光的咏叹调。

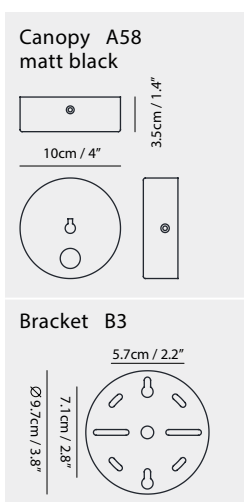
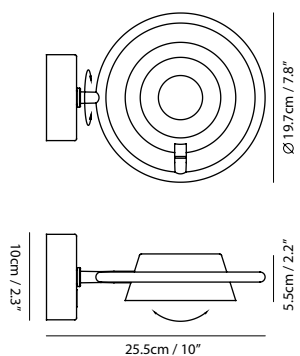
OLO Φ infused the diameter symbol Φ into basic elements of circle and line. The wall/ceiling lamp impressively covers every object in need with an omnidirectional light rotation, which can be tilted vertically as well as horizontally. With the finely welded frame of round and U-bend, it looks like Saturn ring embraces the floating and flipping lamps in its arms that served us sufficient warm light as a soft aria. to rotatable structure of each shade. Upside or downward, let your imagination run loose and allow the fun to begin.

By Li, Hui Lun 李慧伦



sand gold + matt black

Measurement : centimeter / inches



OLO Φ Wall

Model
SLD-130WATE

Material
metal, Steel, PP

Light Source
LED 6.5W 3000K CRI 90 552lm

Feature
Touch dimmer switch

Weight
0.8kg / 1.8lb

Color
sand gold + matt black



OLO 光氛符号添加新元素「直径符号 Φ 」，直观地以符号外形暴露其纵向仰俯、横向摆首的翻转特色，展现面面俱到的全方位光向。细致出色的 U 型框，一如美丽天体的土星环，温柔圈围着漂浮回旋的发光主体，且听 OLO Φ 为人们轻柔吟唱属于光的咏叹调。

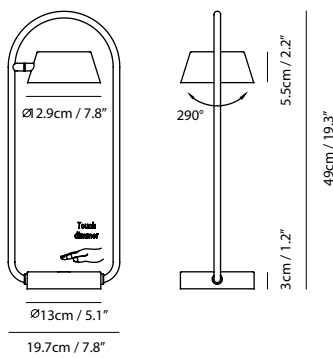

OLO Φ infused the diameter symbol Φ into the basic elements of circle and line. With the finely welded frame, it looks like Saturn ring embraces the floating and flipping lamps in its arms that served us sufficient warm light as a soft aria.

By Li, Hui Lun 李慧伦



sand gold + matt black

Measurement : centimeter / inches

**OLO Φ D****Model**
SLD-130DTE**Material**
steel, PP**Light Source**
LED 6.5W 3000K CRI90 415lm**Feature**
Touch dimmer switch**Weight**
1.4kg / 3.1lb**Color** sand gold + matt black



机械感强烈的 PLANET 行星系列，是汇集 SEEDDESIGN 于灯具结构上多年的智慧结晶。

兼具美感及实用功能的行星，灯体上有多个部位，皆可依照使用者个人需求进行调整，如同私人秘书般提供完整的「专属感」。壁灯款搭配的 180 度左右转动固定架，扩大空间使用范围，更加呼应现代室内配置上弹性利用空间的概念。

PLANET embodies and represents the SEED ideology. At SEED we are simple, elegant, practical, yet interactive. It took our design geniuses tiresome years to overcome a myriad of technical challenges, but finally, the PLANET was born. PLANET is incredibly polished and sophisticated, yet still so straightforward. The multi-adjustable parts provide the user flexibility to meet their every need. Combining intelligent design with innovational aesthetics, the PLANET is ready to tenderly emit a moon-like illumination through genuine copper/ brass gears.

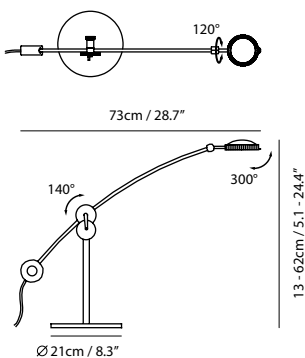
By Chen, Chao Cheng 陈昭成





matt black + copper

Measurement : centimeter / inches



Planet Table

Model
SLD-100DRTE

Material
steel, copper/ brass

Light Source
LED 8.6W 3000K CRI 90 350lm

Feature
Touch dimmer switch

Weight
3.6kg / 7.9lb

Color
● matt black + copper



机械感强烈的 PLANET 行星系列，是汇集 SEEDDESIGN 于灯具结构上多年的智慧结晶。

兼具美感及实用功能的行星，灯体上有多个部位，皆可依照使用者个人需求进行调整，如同私人秘书般提供完整的「专属感」。壁灯款搭配的 180 度左右转动固定架，扩大空间使用范围，更加呼应现代室内配置上弹性利用空间的概念。

PLANET embodies and represents the SEED ideology. At SEED we are simple, elegant, practical, yet interactive. It took our design geniuses tiresome years to overcome a myriad of technical challenges, but finally, the PLANET was born. PLANET is incredibly polished and sophisticated, yet still so straightforward. The multi-adjustable parts provide the user flexibility to meet their every need. Combining intelligent design with innovational aesthetics, the PLANET is ready to tenderly emit a moon-like illumination through genuine copper/ brass gears.

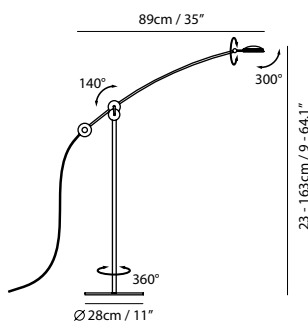
By Chen, Chao Cheng 陈昭成





matt black + copper

Measurement : centimeter / inches



Planet Floor

Model
SLD-100FRTE

Material
steel, copper/ brass

Light Source
LED 8.6W 3000K CRI 90 350lm

Feature
Touch dimmer switch

Weight
6.2kg / 13.7lb

Color
● matt black + copper



机械感强烈的 PLANET 行星系列，是汇集 SEEDDESIGN 于灯具结构上多年的智慧结晶。

兼具美感及实用功能的行星，灯体上有多个部位，皆可依照使用者个人需求进行调整，如同私人秘书般提供完整的「专属感」。壁灯款搭配的 180 度左右转动固定架，扩大空间使用范围，更加呼应现代室内配置上弹性利用空间的概念。

PLANET embodies and represents the SEED ideology. At SEED we are simple, elegant, practical, yet interactive. It took our design geniuses tiresome years to overcome a myriad of technical challenges, but finally, the PLANET was born. PLANET is incredibly polished and sophisticated, yet still so straightforward. The multi-adjustable parts provide the user flexibility to meet their every need. Combining intelligent design with innovational aesthetics, the PLANET is ready to tenderly emit a moon-like illumination through genuine copper/ brass gears.

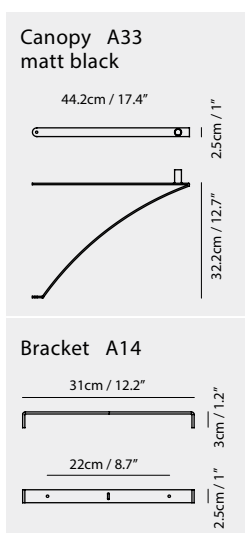
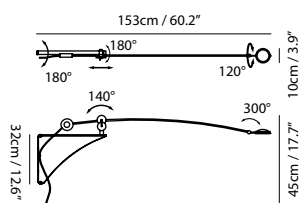
By Chen, Chao Cheng 陈昭成





matt black + copper

Measurement : centimeter / inches



Planet Floor

Model
SLD-100WRTE

Material
steel, copper/ brass

Light Source
LED 8.6W 3000K CRI 90 350lm

Feature
Touch dimmer switch

Weight
2.5kg / 5.5lb

Color
● matt black + copper



似是皎洁的上弦月·蕴藏着深不可测的神秘思想和真知灼见·PENSÉE 透过手工口吹玻璃·在城市夜里纷纷洒下月光的亮片。新版本独家 DJ Dimmer 经典重现·旋转式底座兼具开关与调光功能·并结合高演色性低色温的 LED 光源。除了光氛升级·外观上更以美型的线条轮廓与全新色系·带你重入亦明亦暗的异想世界。

With chic and compact design, the new PENSÉE offers the best luminaire experience to date. Appearing like the waxing gibbous moon, PENSÉE emits milky light through the mouth-blown opal glass. Optimizing the marvelous features from silhouette to the light source, and the exclusive base "DJ dimmer" brings a practical step-less dimming function to play with fun. A refined and contemporary take on the timeless colors, meet the upgraded PENSÉE that fits in every favorite nook.

By Chen, Chao Cheng 陈昭成





matt opal + sand gold

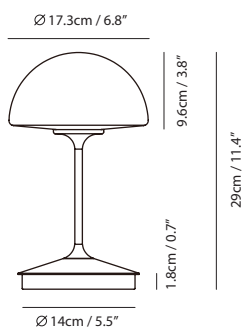





matt opal + shiny satin



matt opal + matt black

Measurement : centimeter / inches

**Pensee LED Table****Model**
SLD-7992DJ**Material**
mouth-blown glass, steel**Light Source**
LED 6W 2700K CRI90 85lm**Feature**
DJ dimmer switch**Weight**
2.0kg / 4.4lb**Color**

-  matt opal + sand gold
-  matt opal + shiny satin
-  matt opal + matt black



「沁」是渗入且浸润心脾，以木头、口吹玻璃与金属结合出意想不到的效果，实木的稳重与玻璃的清透平衡出舒服感受，彷彿和煦的午后阳光从窗外轻轻洒入，清新感沁入人心。壁灯搭配触碰调光键并可 90 度左右摆动，找到最适合的亮度和角度。

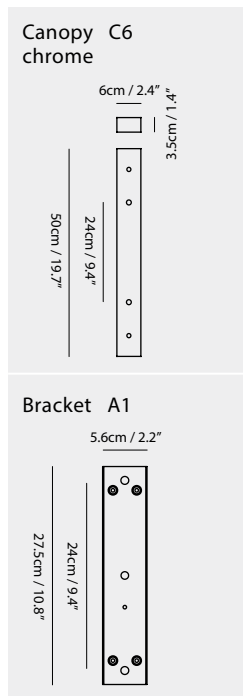
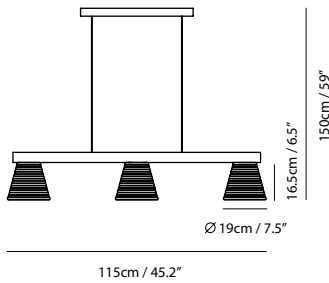
Qin is a status of being mentally refreshing. The steady texture of wood and the bright feeling of glass offer comfortable and balanced visual enjoyment. The integration of wood and glass materials causes a pleasantly surprising effect. Qin is available in wall, desk lamp and pendant with wide selections of transparent glass, mouth-blown glass along with metal.

By Li, Hui Lun 李慧伦



shiny opal shade + beech (wood bar)

Measurement : centimeter / inches



Qin Pendant P3

Model
SQ-192CT3

Material
mouth-blown glass, beech

Light Source
E27 3 x 8W LED 2700K

Weight
5.6kg / 12.3lb

Color
shiny opal shade + beech (wood bar)




Photo Credit : HOHO DESIGN



「沁」是渗入且浸润心脾，以木头、口吹玻璃与金属结合出意想不到的效果，实木的稳重与玻璃的清透平衡出舒服感受，仿佛和煦的午后阳光从窗外轻轻洒入，清新感沁入人心。壁灯搭配触碰调光键并可90度左右摆动，找到最适合的亮度和角度。

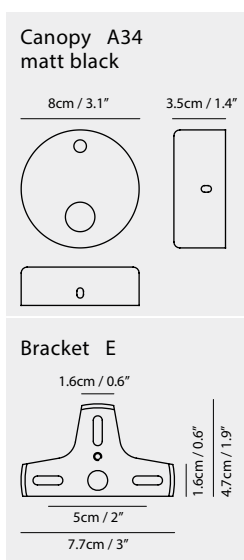
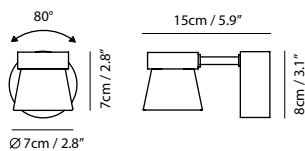
Qin is a status of being mentally refreshing. The steady texture of wood and the bright feeling of glass offer comfortable and balanced visual enjoyment. The integration of wood and glass materials causes a pleasantly surprising effect. Qin is available in wall, desk lamp and pendant with wide selections of transparent glass, mouth-blown glass along with metal.

By Li, Hui Lun 李慧伦



matt black + beech (wood cap)

Measurement : centimeter / inches



Qin Wall

Model
SLD-92MWTE

Material
aluminum, beech

Light Source
LED 1 x 5W 3000K 425lm

Feature
Shade rotatable
Touch dimmer switch

Weight
2.5kg / 5.5lb

Color
● matt black + beech (wood cap)



日月潭中的光华岛·是邵族人最高祖灵 paclan 的居处·邵语称为 lalul。2018 年推出新版 LALU·运用涵藏生命肌理的木头与手工口吹玻璃·配上经典黑白色系·寻回那与自然共生共利的人文足迹。

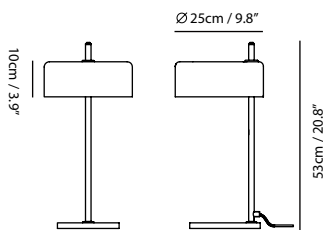
"Lalu" is a holy island in the legend of one of Taiwanese aborigines--Thao. It has been symbolized to be the residence of ancestors' spirits. The Re-Lalu is natural wood based with mouth-blown glass. The combination plays a harmony between the nature and humanity art.

By Chen, Chao Cheng 陈昭成



shiny opal + matt black

Measurement : centimeter / inches



Re Lulu Table


Model
SQ-250DW

Material
mouth-blown glass, steel, wood

Light Source
E27 1 x 8W LED 2700K

Feature
Mouth-blown glass

Weight
3.1kg / 6.8lb

Color
 shiny opal + matt black



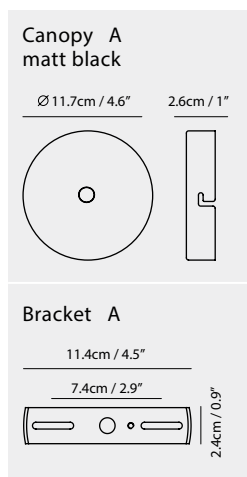
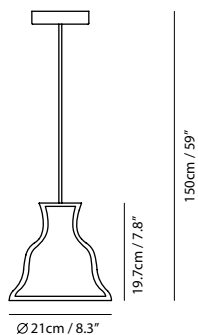


clear glass + shiny brass



clear glass + shiny brass

Measurement : centimeter / inches



Salute Pendant Bell R

Model
SQ-827PR

Material
mouth-blown glass, steel

Light Source
E27 1 x 8W LED 2700K

Feature
Mouth-blown glass

Weight
1.4kg / 3lb

Color

- clear glass + shiny brass
- clear glass + chrome



从「以方生圆」的东方哲思为出发点，延伸人与人之间相处的生活艺术、人与空间之间对话的创作剧本。

翻出框架之外的圆形灯球，是 Sircle 以圆融凌驾于规矩之语意，阐述其人文美学的臻熟意韵。平衡稳实的可翻转结构，营造舒心和谐的视觉变化，透过浑圆温润的白玉玻璃，如呼之欲出的暖月光辉，洒溢遍地人情美好。

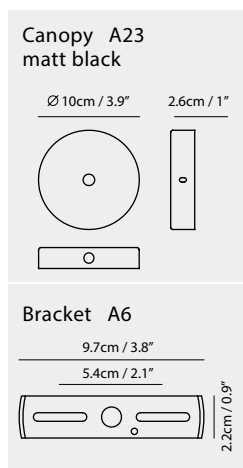
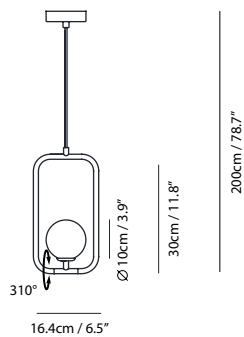
SIRCLE, a symbolization merged Square and Circle, inspired by the East aesthetic philosophy, the circular light ball just like a soft tender mind leans on the rigid prudent frame, chemically shaped a harmonious feature with its flexible body inside-out. Meanwhile, the fantastic performance of light through the opal mouth-blown glass, spreading the beauty of moonlight all over the space.

By Li, Hui Lun 李慧伦



matt opal + copper

Measurement : centimeter / inches



Sircle Pendant S

Model
SG-100PV

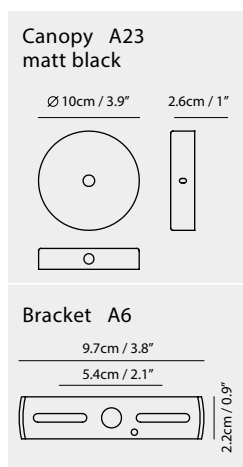
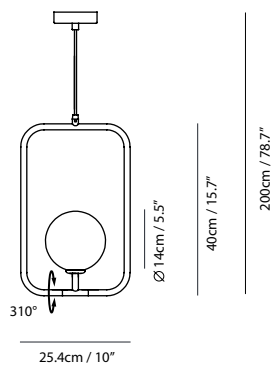
Material
mouth-blown glass, steel

Light Source
G9 1 x 3W LED 2700K CRI90

Feature
Mouth-blown glass

Weight
0.9kg / 2lb

Color
matt opal + copper



Sircle Pendant L

Model
SG-140PV

Material
mouth-blown glass, steel

Light Source
G9 1 x 5W LED 2700K CRI90

Feature
Mouth-blown glass

Weight
1.6kg / 3.5lb

Color
matt opal + copper



从「以方生圆」的东方哲思为出发点，延伸人与人之间相处的生活艺术、人与空间之间对话的创作剧本。

翻出框架之外的圆形灯球，是 Sircle 以圆融凌驾于规矩之语意，阐述其人文美学的臻熟意韵。平衡稳实的可翻转结构，营造舒心和谐的视觉变化，透过浑圆温润的白玉玻璃，如呼之欲出的暖月光辉，洒溢遍地人情美好。

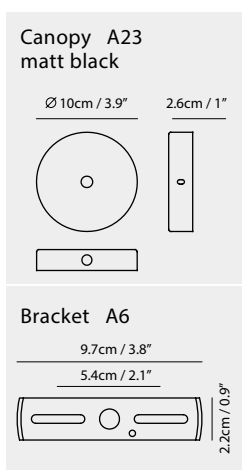
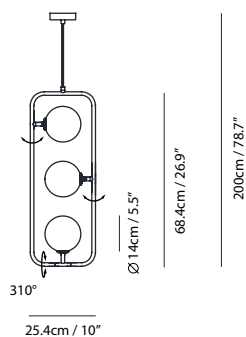
SIRCLE, a symbolization merged Square and Circle, inspired by the East aesthetic philosophy, the circular light ball just like a soft tender mind leans on the rigid prudent frame, chemically shaped a harmonious feature with its flexible body inside-out. Meanwhile, the fantastic performance of light through the opal mouth-blown glass, spreading the beauty of moonlight all over the space.

By Li, Hui Lun 李慧伦



matt opal + copper

Measurement : centimeter / inches



Sircle Pendant PV3

Model
SG-140PV3

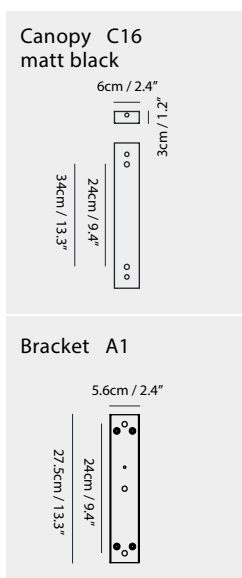
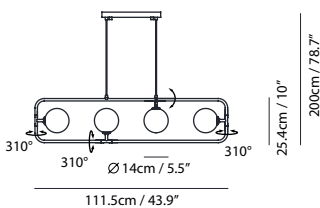
Material
mouth-blown glass, steel

Light Source
G9 3 x 5W LED 2700K CRI90

Feature
Mouth-blown glass

Weight
2.1kg / 4.6lb

Color
matt opal + copper



Sircle Pendant PH4

Model
SG-140PH4

Material
mouth-blown glass, steel

Light Source
G9 4 x 5W LED 2700K CRI90

Feature
Mouth-blown glass

Weight
3.5kg / 7.7lb

Color
matt opal + copper



从「以方生圆」的东方哲思为出发点，延伸人与人之间相处的生活艺术、人与空间之间对话的创作剧本。

翻出框架之外的圆形灯球，是 Sircle 以圆融凌驾于规矩之语意，阐述其人文美学的臻熟意韵。平衡稳实的可翻转结构，营造舒心和谐的视觉变化，透过浑圆温润的白玉玻璃，如呼之欲出的暖月光辉，洒溢遍地人情美好。

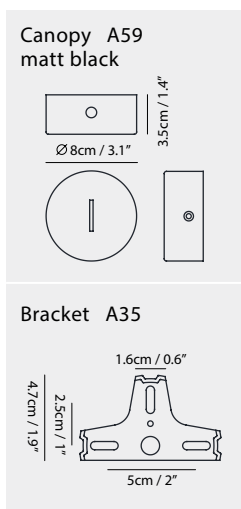
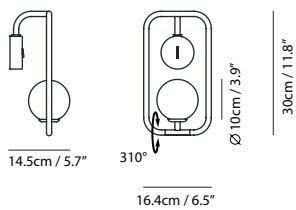
SIRCLE, a symbolization merged Square and Circle, inspired by the East aesthetic philosophy, the circular light ball just like a soft tender mind leans on the rigid prudent frame, chemically shaped a harmonious feature with its flexible body inside-out. Meanwhile, the fantastic performance of light through the opal mouth-blown glass, spreading the beauty of moonlight all over the space.

By Li, Hui Lun 李慧伦



matt opal + copper

Measurement : centimeter / inches



Sircle Wall


Model
SG-100WV

Material
mouth-blown glass, steel

Light Source
G9 1 x 3W LED 2700K CRI90

Feature
Mouth-blown glass
Rocker switch

Weight
0.8kg / 1.8lb

Color
 matt opal + copper



以「日恆」为名，沿着天体绕行划留出炫目的环形光轨，横渡其中的金属电镀平衡杆，象征着区分白天夜晚的时光交接。高挂半空的 SOL 一如星系中的行星翻转，以恒星为中心自由调整倾斜角度，大大小小的灯体错综排列，倏忽想起星象图浩瀚无际的未知感受。

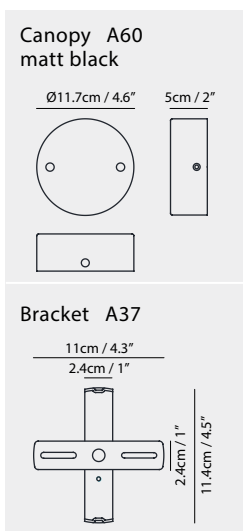
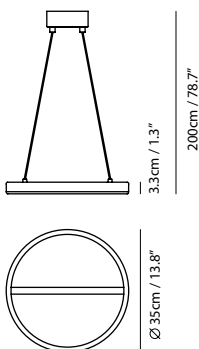
SOL collection is low-key design with elaborate consideration, consists of pendant, table lamp and even bow lamp type. SOL's ring-like lampshade is finely affixed to a metallic luster balance bar, demonstrating the definition of understated luxury. The adjustable ring tilt allows the pendant to function almost like a planet floating on a track of stars. Invisible LED strip makes the light source impeccable, with a gradual dimming capability, rendering it possible for you to re-create your own personal sunrise and sunset.

By Kuo, Keng Dian 郭庚典



matt black + copper

Measurement : centimeter / inches



Sol Pendant S

Model
SLD-350P

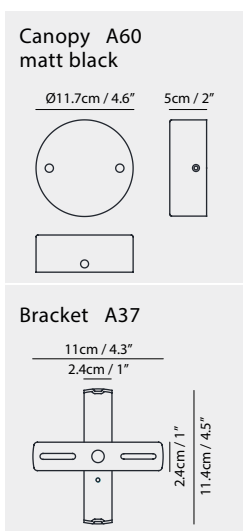
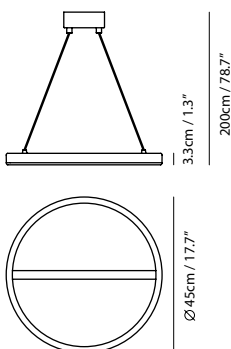
Material
metal, aluminum, PP

Light Source
LED 17W 2700K CRI90 622lm

Driver
built-in dimmable driver

Weight
1.3kg / 2.9lb

Color
● matt black + copper



Sol Pendant L

Model
SLD-450P


Material
metal, aluminum, PP

Light Source
LED 21W 2700K CRI90 802lm

Driver
built-in dimmable driver

Weight
1.6kg / 3.5lb

Color
● matt black + copper



以「日恆」为名，沿着天体绕行划留出炫目的环形光轨，横渡其中的金属电镀平衡杆，象征着区分白天夜晚的时光交接。高挂半空的 SOL 一如星系中的行星翻转，以恒星为中心自由调整倾斜角度，大大小小的灯体错综排列，倏忽想起星象图浩瀚无际的未知感受。

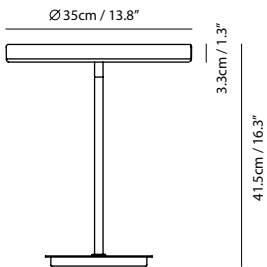
SOL collection is low-key design with elaborate consideration, consists of pendant, table lamp and even bow lamp type. SOL's ring-like lampshade is finely affixed to a metallic luster balance bar, demonstrating the definition of understated luxury. The adjustable ring tilt allows the pendant to function almost like a planet floating on a track of stars. Invisible LED strip makes the light source impeccable, with a gradual dimming capability, rendering it possible for you to re-create your own personal sunrise and sunset.

By Chen, Chao ChengKuo 陳昭成
Keng Dian 郭庚典



matt black + copper

Measurement : centimeter / inches



Sol Table


Model
SLD-350DTE

Mterial
metal, aluminum, PP

Light Source
LED 15W 2700K CRI90 550lm

Feature
touch dimmer switch

Weight
3kg / 6.6lb

Color
 matt black + copper



不断地揣摩最佳跨距与抛物线条，SOL 弓灯碳纤维版本在轻奢质感金属搭配外，更搭上了独特格纹外衣。碳元素六角形貌似蜂窝，层层叠叠互相扣合，密实的排列酿就碳纤维高韧性的美称，得以诠释设计师理想的纤细线条，亦同时保有精实的强度。

SOL 轻巧版立灯刚刚好的身形大小，静伫身旁予你适度的陪伴。藉由「伸缩灯管结构」，高至桌边阅读、低至懒人沙发，弹性升降到喜爱的高度；直觉操作「感应式调光」，体贴不同情境所需的光亮，轻盈俐落的灯型任你在光的国度优游徜徉

Meet the SOL bow lamp, an extension of the SOL series. Produced in carbon fiber, SOL bow lamp is undoubtedly a product that is sturdy, every inch resilient in structure and ideally completing the original idea from designer.

The floor lamp now is available in a small size. The addition of the "Retractable Tube Structure" allows you to adjust the height of the lamp to your liking, and the built-in "Sensor Dimming Function" provides the right amount of light for different scenarios.

By Chen, Chao ChengKuo 陈昭成
Keng Dian 郭庚典

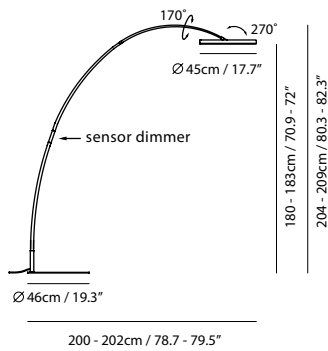


matt black + copper



matt black + copper

Measurement : centimeter / inches



Sol Mega Floor

Model
SLD-450FLE

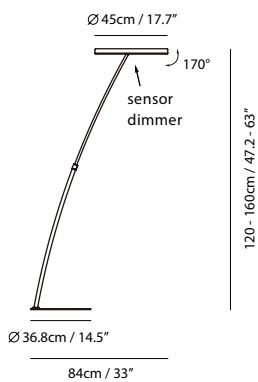
Material
carbon fiber, metal, aluminum, PP

Light Source
LED 21W 2700K CRI90 802lm

Feature
optical sensor dimmer
carbon fiber

Weight
15.3kg / 33.7lb

Color
● matt black + copper



Sol Floor

Model
SLD-450FBE

Material
metal, aluminum, PP

Light Source
LED 21W 2700K CRI90 802lm

Feature
optical sensor dimmer
shade rotatable

Weight
7.2kg / 15.9lb

Color
● matt black + copper



以「日恆」为名，沿着天体绕行划留出炫目的环形光轨，横渡其中的金属电镀平衡杆，象征着区分白天夜晚的时光交接。高挂半空的 SOL 一如星系中的行星翻转，以恒星为中心自由调整倾斜角度，大大小小的灯体错综排列，倏忽想起星象图浩瀚无际的未知感受。

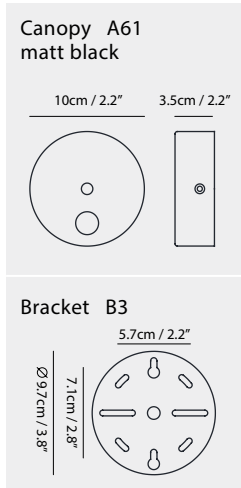
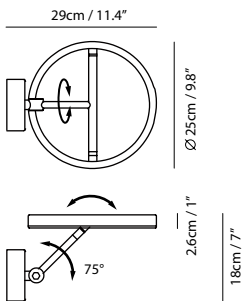
SOL collection is low-key design with elaborate consideration, consists of pendant, table lamp and even bow lamp type. SOL's ring-like lampshade is finely affixed to a metallic luster balance bar, demonstrating the definition of understated luxury. The adjustable ring tilt allows the pendant to function almost like a planet floating on a track of stars. Invisible LED strip makes the light source impeccable, with a gradual dimming capability, rendering it possible for you to re-create your own personal sunrise and sunset.

By Chen, Chao ChengKuo 陳昭成
Keng Dian 郭庚典



matt black + copper

Measurement : centimeter / inches



Sol Wall

Model
SLD-250WRTE

Material
metal, aluminum, PP

Light Source
LED 7W 2700K CRI90 250lm

Driver
touch dimmer switch

Weight
0.8kg / 1.8lb

Color
● matt black + copper



刚直坦率且正大光明·SQUARE 俐落的外型内含对光的入微要求。方形灯体自两翼向下延伸·形成防眩光遮面·其内侧流沙金涂层低调地映射细致光辉。可调整色温、亮度的光感应调光系统·设于灯体一侧·能直觉顺手地在不同情境下变换使用。CRI 98 高演色性 LED 光源提供更胜以往的光氛质地·不论工作、聚餐、或放松小酌·全方位好光赏心悦目·直爽不迂回。

* 四段色温切换 2700K / 3000K / 3400K / 4000K (通电起始色温 3000K · 之后向上切换循环)

The square-shaped lamp body extends downwards from both sides, ideally forming an anti-glare shield while the inner sand gold coating creates a delicate reflection. SQUARE equipped with dual sensor dimmer to adjust the color temperature as well as the brightness, by simply waving hand aside of the fixture to switch the perfect luminaire for multi-scenarios. Up to CRI 98, the premium LED light quality makes a pleasant atmosphere for relaxing, dining, or working.

*Four stages of color temperature: 2700K / 3000K (default setting) / 3400K / 4000K

By Chen, Chao Cheng 陈昭成

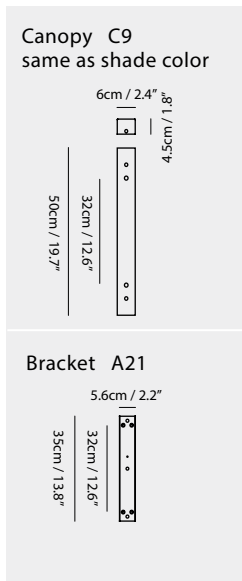
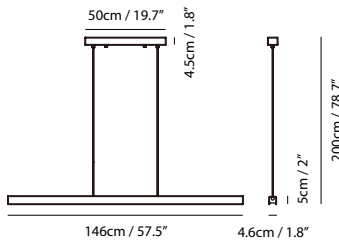


matt black + sand gold



matt white + sand gold

Measurement : centimeter / inches



Square Pendant

Model
SLD-3982PEC



Material
metal, aluminum, PC

Light Source
LED 40W 3000K-3400K-4000K-2700K
CRI 98 2300lm

Feature
optical sensor dimmer
(Color Temperature/Luminance)

Weight
4.3kg / 9.5lb

Color

-  matt black + sand gold
-  matt white + sand gold



来自冬季纷飞的雪花片，经过手工口吹玻璃刻画后更显剔透。光透过折射后，在壁面上印出一圈圈涟漪般的光影，如同沉浸在雪花纷飞下的圣诞季中，欢笑不绝于耳。辅以特殊镀铬灯泡使用，除了遮蔽眩光，也让灯光反射回天花板形成无边际的光圈倒影，让整个空间拉出层次，蔚然成景。

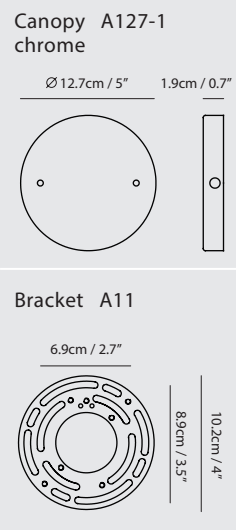
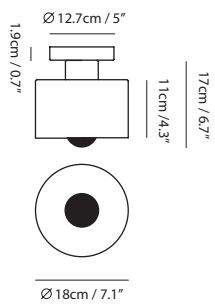
Flying with winter breeze, romance of snowflakes softens the harsh season in the frigid zone. SNOWFLAKE is created to be a warmer in the coldness, as a gift in Xmas. Use chromed reflector bulb, the mouth-blown transparent glass gently ripples the light and shadow.

By Chen, Chao Cheng 陳昭成



clear glass + chrome

Measurement : centimeter / inches



Snowflake Wall

Model
SQ-2757WF

Material
mouth-blown glass, steel

Light Source
E27 1 x 7W LED 2700K Crown

Feature
Mouth-blown glass

Weight
1.5kg / 3.3lb

Color
● clear glass + chrome



欢迎光临区间车，享受一趟光之旅程。Tram 为发迹于 19 世纪初的路面有轨电车，交错于过往与现今的甜蜜点。沿着河岸与城市边际前行，亮晃晃的黄铜轨道承载着多颗发光量体，宛如多节车厢行进中的惬意神情。当旅者搭乘时光街车，举目是沿途的不思议风景。

藉由铜的导电特性达到去电线化的意图，360 度的完转结构于焉诞生，更可增加灯罩颗数创造多元光氛；绅士仪表下兼具 Optic sensor 和高演色性 CRI95，光氛呈色自然调节有度，令人沉浸在意欲聚焦或远眺的眷恋画面。* 喜爱岁月淬链后的陈旧感，在经日常的擦拭保养后将保有独特的光泽与风华。

TRAM represents a cross point when nostalgia meets now, triggering off peoples' old-time memories.

Consists of genuine brass for its electric conductivity, the lamp spots wirelessly connect to the brass track, which can be relocated and 360°-rotated. Equipped with optic control, the light is dimmable with simple touchless gestures. The flexible luminaire can be set exactly creating various ambiance with a brilliant performance of light, while its natural metallic appearance varies with time.

*The TRAM pendant comes with removable 5 lamp spots as part of the standard configuration. MUST keep at least 5 units on a track to avoid malfunction, maximum up to 7 (by option).

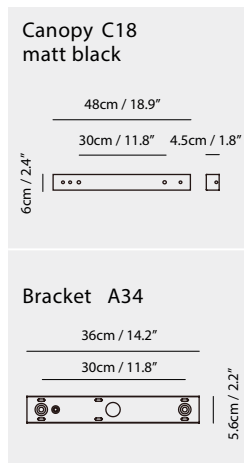
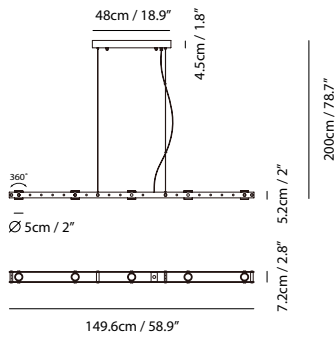
*The look of brass changes naturally over time, clean to keep it shine at own personal favor.

By Chen, Chao Cheng 陈昭成



matt black + genuine brass

Measurement : centimeter / inches



Tram Pendant PL5

Model
SLD-50PE5

Material
brass, aluminum, steel

Light Source
LED 5 x 4W 3000K CRI95 1205lm

Feature
genuine brass
optical sensor dimmer

Weight
5.5kg / 12.1lb

Color
● matt black + genuine brass



欢迎光临区间车·享受一趟光之旅程。Tram 为发迹于 19 世纪初的路面有轨电车·交错于过往与现今的甜蜜点。沿着河岸与城市边际前行·亮晃晃的黄铜轨道承载着多颗发光量体·宛如多节车厢行进中的惬意神情。当旅者搭乘时光街车·举目是沿途的不思议风景。

藉由铜的导电特性达到去电线化的意图·360 度的完转结构于焉诞生·更可增加灯罩颗数创造多元光氛；绅士仪表下兼具 Optic sensor 和高演色性 CRI95·光氛呈色自然调节有度·令人沉浸在意欲聚焦或远眺的眷恋画面。* 喜爱岁月淬链后的陈旧感·在经日常的擦拭保养后将保有独特的光泽与风华。

TRAM represents a cross point when nostalgia meets now, triggering off peoples' old-time memories.

Consists of genuine brass for its electric conductivity, the lamp spots wirelessly connect to the brass track, which can be relocated and 360°-rotated. Equipped with optic control, the light is dimmable with simple touchless gestures. The flexible luminaire can be set exactly creating various ambiance with a brilliant performance of light, while its natural metallic appearance varies with time.

*The TRAM floor lamp comes with removable 3 lamp spots as part of the standard configuration. MUST keep at least 3 units on a track to avoid malfunction, maximum up to 5 (by option).

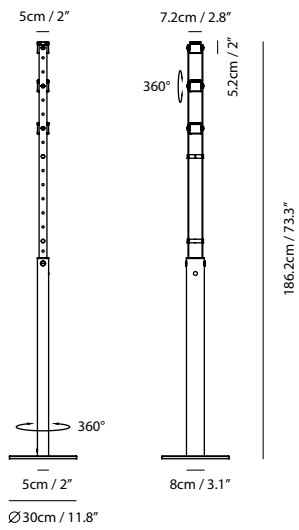
*The look of brass changes naturally over time, clean to keep it shine at own personal favor.

By Chen, Chao Cheng 陈昭成



matt black + genuine brass

Measurement : centimeter / inches



Tram Floor

Model
SLD-50FE3

Material
brass, aluminum, steel

Light Source
LED 3 x 4W 3000K CRI95 723lm

Feature
genuine brass
optical sensor dimmer

Weight
10.2kg / 22.5lb

Color
● matt black + genuine brass



在不羁张狂的硬派外表下，兀鹫的黑羽包裹着出乎意料的良善与柔软，它是解放灵魂的纯净圣鸟，也是大自然孤傲的清道夫，默默守护着大地正义。设计师 Meiric 将环境思辨嫁接于极简设计上；将对稀珍物种的不舍与恋慕注入 Vulture 翩然优雅的身影中。结合鸟喙意味的玻璃灯罩、敛足收羽时的拱背弧线，DR 桌灯精巧的「圆盘旋转结构」，流畅调整俯视、直观与仰望位置的同时，意图藉由不同目光和切角翻转普世刻板印象。

双吊灯「特殊伞状结构」，以拉伸的变形开合方式，配合不同桌长与空间延展跨距与光照；四灯款延续「经典十字杆」凝聚家族情感的用光精神，拱形线条更显盈满雅致、别有一番现代风情。两款吊灯异曲同工，满足照射范围、量体美感上的需求。

Designer Meiric always cherishes and adores endangered species of the world, especially birds. Vulture was one of a kind that inspired him to infuse the spirit in his masterpiece. With a different perspective, he discovered the immanence of its purity and goodwill toward the earth. Integrating the beak-like glass lampshade and the arch-body standing with feather closed, it cleverly embedded the "Disc structure" of the table lamp, hopefully reversing the stereotypes while rotating. *Mouth-blown glass in limited color: Jade Green.

Two types of pendants are both available with a unique function:

P2 comes to a special "Umbrella structure", it allows changing the width of the light easily by pulling up or down.

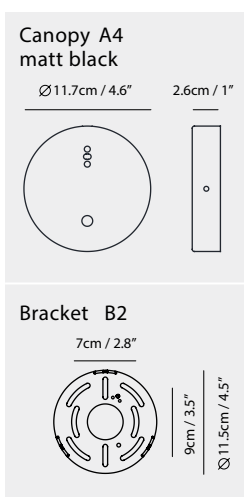
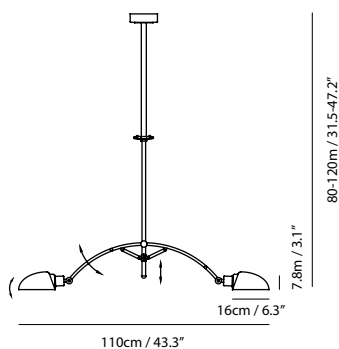
P4 inherits the classic "crossbar" that turns the light smoothly from linear to cross, gathering our beloved under the warm light, with even more delicate and modern arch-body.

By Chen, Chao Cheng 陳昭成



matt opal + matt black

Measurement : centimeter / inches



Vulture Pendant PR2


Model
SQ-160PR2

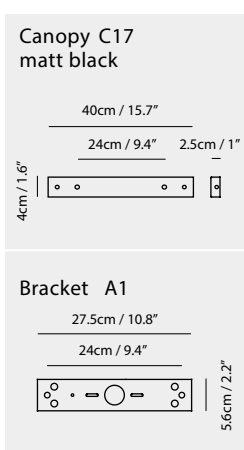
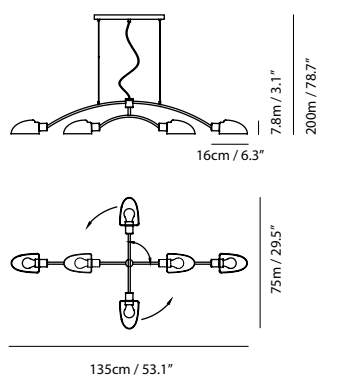
Material
mouth-blown glass, steel

Light Source
E27 2 x 8W LED 2700/3000K

Feature
Multi-adjustable

Weight
2.7kg / 6lb

Color
 matt opal + matt black



Vulture Pendant CTR4


Model
SQ-160CTR4

Material
mouth-blown glass, steel

Light Source
E27 4 x 8W LED 2700/3000K

Feature
Multi-adjustable

Weight
2.7kg / 6lb

Color
 matt opal + matt black

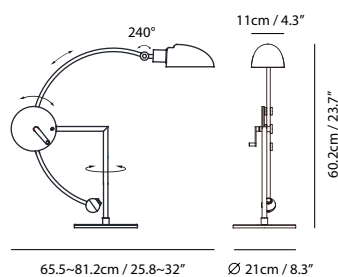


matt opal + matt black + sand gold



shiny green glass + matt black + sand gold

Measurement : centimeter / inches



Vulture Table

Model
SQ-160DR



Material
mouth-blown glass, steel

Light Source
E27 1 x 8W LED 2700/3000K

Feature
Multi-adjustable

Weight
5kg / 11lb

Color

-  matt opal + matt black + sand gold
-  shiny green glass + matt black + sand gold





matt opal + matt black



matt opal + sand gold

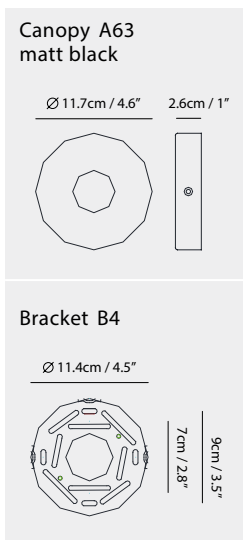
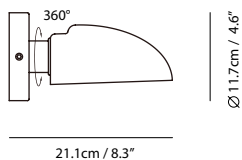


shiny green glass + matt black



shiny green glass + sand gold

Measurement : centimeter / inches



Vulture Wall





Model
SQ-160WR

Material
mouth-blown glass, steel

Light Source
E27 1 x 8W LED 2700/3000K

Feature
Multi-adjustable

Weight
0.6kg / 1.3lb

- Color**
-  matt opal + matt black
 -  matt opal + sand gold
 -  shiny green glass + matt black
 -  shiny green glass + sand gold



微黯的夜色是深情的天幕·将月娘轻轻衔在口上·弯弧的曲身挑起了月圆盈满的微笑。白天里·人们探求一切未知的可能·汲取零星的生活片段·将一日的所思所想凝聚成池；夜晚·当澄心映月·一切的漫天思绪和纷飞想像·在月光披覆的这一刻都有了完美解答。

WANU is a beautiful name that we call the moon by the euphony in Taiwanese. Formed by nature elements around us, it owns a harmonious and enchanting appearance, when the cement base is stable on the ground as a solid rock with a smooth texture, the streamlined body hangs the light ball which symbolizes the moon. WANU allows us to picture a serene night view and recall those original inspirations we've got from daytime. Light it up at night, collect all the thoughts and coming out an answer in your mind.

By Chen, Chao Cheng 陈昭成



sand gold

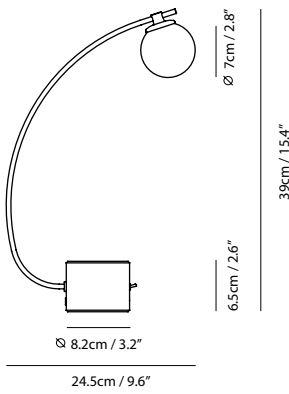


copper



matt black

Measurement : centimeter / inches



WANU D

Model
SLD-70DB

Material
concrete, mouth-blown glass, steel

Light Source
LED 2.5W 2700K CRI 90

Weight
0.8kg / 1.8lb

Color




-  matt opal + sand gold + concrete
-  matt opal + copper + concrete
-  matt opal + matt black + concrete



Photo Credit : 築青設計



Photo Credit : 築青設計

手工焊接而成的灯罩，表现出如同石头风化后的果断线条，带来不同角度的光影变化。榉木轴心的木纹，将大自然的鬼斧神工融入其中。「柘」结合了人类与自然的工艺，然后，用光来串接，雾面玻璃柔化了刺眼的光线。

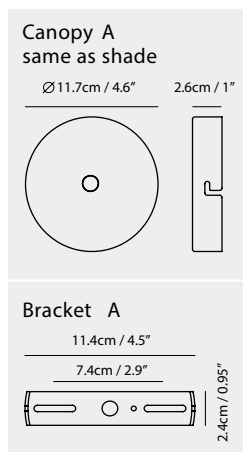
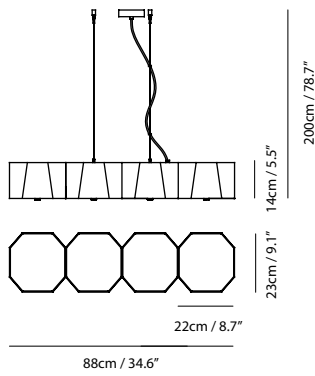
ZHE is inspired by a wood from the Orient that is hard as rock. The metal lampshade is meticulously and deliberately hand welded together to resemble a cluster or rocks. Look closely and notice how each metal plate is a bit asymmetrical yet they all fit seamlessly together. Wooden stoppers under each frosted diffuser not only introduce warm elements of the wood, but functionally they soften up the overall light source. ZHE exemplifies subtle illumination in a grand scale.

By Li, Hui Lun 李慧伦



matt black

Measurement : centimeter / inches



ZHE Pendant P4

Model
SQ-2322MPL4

Material
steel, glass

Light Source
E27 4 x 8W LED 2700K

Weight
7.6kg / 16.8lb

Color
● matt black

喜昭 (上海) 燈飾有限公司

T. 021 6113 2524

上海市黃浦區建國中路10號8號樓8101A室

www.seeddesign.cn

seedsh@seedlighting.com



本公司保留為產品進行改善之任何變更且無須提前通知之權利

SEEDDESIGN reserves the right to introduce all changes required for the improvement of the present product at any time and without prior notice.

